

GRIPPS®

ANSI/ISEA
121-2023
COMPLIANT

H01057 DUAL-ARM TOOL HITCH

The GRIPPS® Dual Arm Tool-Hitch features a simple choking mechanism, enabling it to securely fasten "open" tools such as crowbars and sledgehammers.

The GRIPPS® Dual-Arm Tool Hitch loops through itself to create a simple yet strong choke. For "open" tools like a power drill, the GRIPPS® Dual-Arm Tool Hitch is secured against sliding up or down the handle by securing the single-arm with GRIPPS® V-Gripp Tape.

The tool is then tethered directly to a load-rated anchor point via the heavy-duty tool ring on the tail.



16 KG

35 LB

MAX LOAD:



ENGINEERED FOR DROP PREVENTION

gripps.com

KEY FEATURES

Two arms allow tool hitch to be secured against movement on open or closed tools.

Creates a load-rated tool connection point for heavy "open" tools.

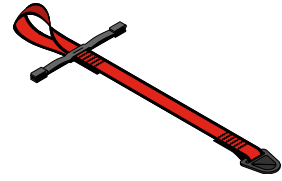


Tactical-grade Nylon for maximum strength.

SPECIFICATIONS

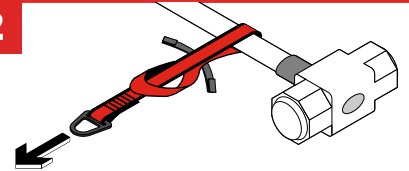
SKU	MAX LOAD	LENGTH	MAX TETHER LENGTH
H01057	16 kg 35 lb	41 cm 16.1 in	1.8 m 71 in

1



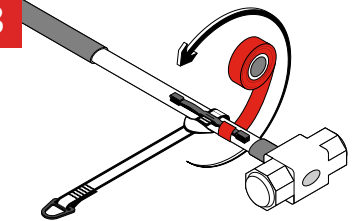
Lay the tool hitch flat on the ground or a table.

2



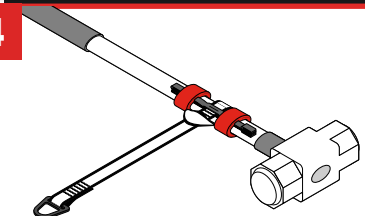
Pass one end of the tool hitch around the neck (near the tool's centre of gravity). Then pass the D-ring end back through the tool hitch loop to create a choke-hold.

3



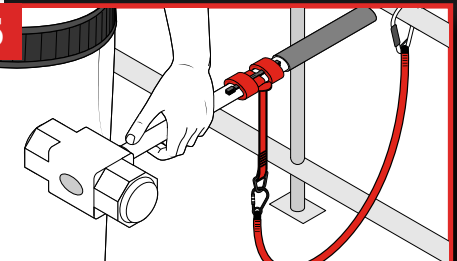
Apply GRIPPS® V-Grip Tape to straps/wings of the tool hitch - wrapping it around at least 10 x times on either side.

4



Test tape effectiveness and pull on the tool hitch to test strength.

5



The tool hitch is ready to tether to a suitable anchor point using an appropriate load-rated tool tether.

@GRIPPSGLOBAL



#ConquerGravity