

# GRIPPS®

ANSI/ISEA  
121-2023  
COMPLIANT

## H02101 BOLT-SAFE POUCH

5 KG

11 LB

MAX LOAD

*An exceptional self-closure system, deemed best in class, ensures that loose nuts, bolts, and other small items remain securely contained within the GRIPPS® Bolt-Safe Pouch.*

The pouch reliably retains all contents, even when inverted and subjected to vigorous shaking. It effortlessly attaches to a belt, harness, scaffold tube, or railing through a load-rated Velcro strap.

With the GRIPPS® Bolt-Safe Pouch's innovative self-closure system, retrieving contents is a breeze, even when wearing gloves.

The automatic closure mechanism eliminates the need for any effort to keep the contents trapped and secure.



ENGINEERED FOR DROP PREVENTION

[gripps.com](https://gripps.com)

## KEY FEATURES

Reach-in retrieval and automatic self-closure means no more lids or zips.

Keeps objects such as nuts, bolts, screws, etc. securely enclosed.



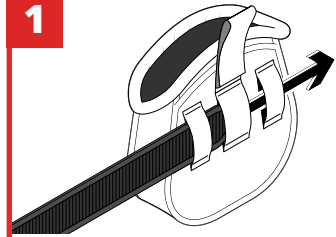
Canvas material that repels oil and is easy to wipe clean.

Fits easily onto most tool belts and can easily be fitted to harnesses and rails using the Velcro strap on the rear side of the pouch.

## HOW TO USE

1

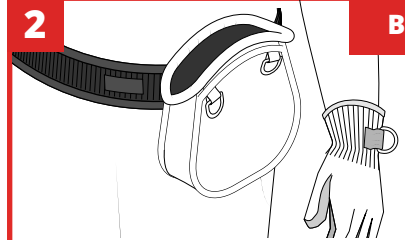
BELT



To anchor Bolt-Safe Pouch or Rail Bag to a belt, feed belt through both loops on the rear side of the pouch.

2

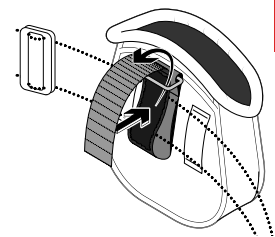
BELT



Pull the strap tightly and press firmly together to attach.

3

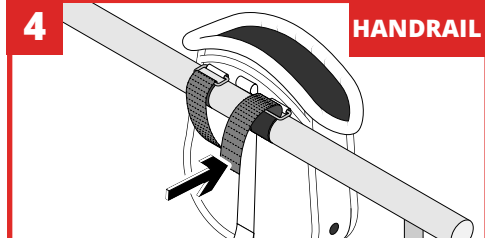
HARNES



To anchor Bolt-Safe Pouch, loop the velcro strap around the harness and through the plastic buckle.

4

HANDRAIL



To anchor Bolt-Safe Pouch or Rail Bag to a rail, pass the Velcro strap around the rail and through the buckle, pulling the strap tight.

**\* NEVER EXCEED MAX LOAD \***

## SPECIFICATIONS

SKU	MAX LOAD (D-RING)	MAX LOAD (POUCH)	LENGTH	WIDTH	HEIGHT
H02101	2.5 kg 5.5 lb	5 kg 11 lb	11 cm 4.33 in	9 cm 3.54 in	19 cm 7.48 in