

0060 - Hammer-In Anchors

Description

The all steel Hammer-In Anchor is a nail expanding anchor suitable for materials such as concrete, solid brick and solid block. It is a vandal proof anchor ideal for fixing signs and notices with a large diameter head that gives greater pull over strength. It is zinc plated for corrosion protection.

Advantages

- Through fixing
- Zinc plated
- Hammerset (Quick & Simple)
- All Steel fixing
- Fire Resistant
- Large Flat Head
- Ideal for Ceilings & Metal Stud Work

Typical applications

- Signs
- Switch boxes
- Trunking
- Brick ties

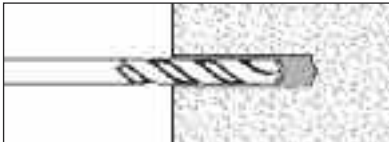


Product Range

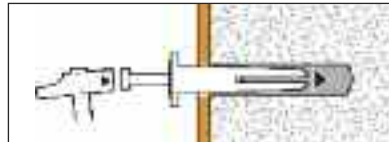
VJT Code	Description	Drill Diameter (mm)	Max. Fixture Thickness (mm)	Embed Depth (mm)	Min. Drill Depth (mm)	Overall Length (mm)	Box Qty
00600010	Hammer In CL35 6 x 35 All Steel	6	5	30	35	36.5	100
00600020	Hammer In TDN 6 x 40 All Steel	6	5	32	40	40	100
00600030	Hammer In TDN 6 x 65 All Steel	6	40	32	40	65	100
00600070	Zamac Nail In 6 x 30 - <i>Not for overhead use*</i>	6	1	30	35	30	100
00600080	Zamac Nail In 6 x 40 - <i>Not for overhead use*</i>	6	10	30	35	40	100
00600090	Zamac Nail In 6 x 50 - <i>Not for overhead use*</i>	6	20	30	35	50	100
00600100	Zamac Nail In 6 x 65 - <i>Not for overhead use*</i>	6	35	30	35	65	100
00600110	Fischer FNAII 6 x 30/5 A4 Nail Anchor Plain - 44122	6	5	30	35	40	100
00600120	Fischer FNAII 6 x 30 M6/5 A4 Threaded - 44112	6	5	30	45	40	100

*As stated in the Association of Interior Specialists & Construction Fixings Association "Best Practice Guide"

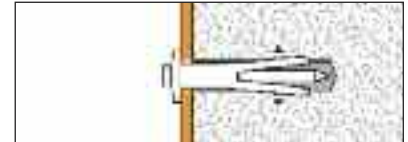
Installation Procedure Hammer In



1. Drill hole to correct diameter and depth.



2. Insert the anchor into the drilled hole.



3. Hammer the anchor home until the head is flush with the surface.

0060 - Ceiling & Partition Accessories



Ceiling & Partition Accessories

VJT Code	Description	Pack Qty
00600060	Hammer Ceiling Angle Bracket 25 x 25 CB1	100
00600068	Ceiling Wire 5kg Coil	1
00600065	GL2 Gypliner Bracket 195mm	100
00600067	GL9 Gypliner Bracket 295mm	100