



JHA is a height adjustable joist hanger for supporting timber joists from timber members.



[UK-DoP-e06/0270](#), [ETA-06/0270](#)

FEATURES

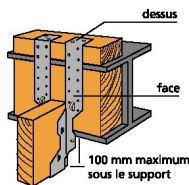
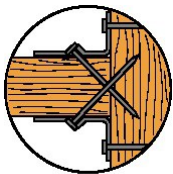


Material

- Pre-galvanised mild steel.

Features

- A galvanised joist hanger that provides great support with ease of installation.
- Published performance values are based upon 3.75 x 30mm square twist nails being used throughout.
- Wider strap provides more surface area on the supporting timber and allows increased nail spacing, enhancing the performance of the critical hanger-to-support part of the connection.
- Minimum and maximum nailing schedules are stamped into the strap providing correct installation information for site operatives.
- Speed-prong holds the hanger in position to allow easier attachment. The installer no longer has to try to hold hanger, joist and nail with one hand and swing a hammer with the other!
- JHA270 range features a location tab which allows easier alignment of the hanger.
- The model number and size is stamped into the seat of the hanger for easy identification, even after installation.



APPLICATIONS

Suitable On

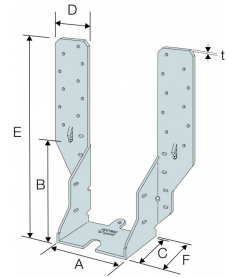
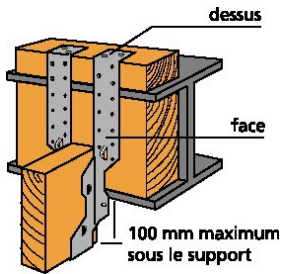
- **Solid sawn timber joists**

When to Use

- Face Fix
- Wrap Over

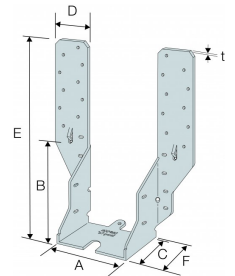
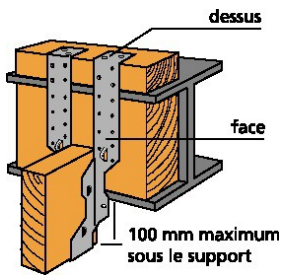
TECHNICAL DATA

Product dimensions - JHA270



References	Dimensions [mm]							Header holes	Joist holes
	A	B	C	D	E	F	t	\varnothing	\varnothing 6x4 Oblong
JHA270/38	38	106	50	48.8	241	52.1	0.9	22	4
JHA270/44	44	103	50	48.8	238	52.1	0.9	22	4
JHA270/47	47	101.5	50	48.8	236.5	52.1	0.9	24	4
JHA270/50	50	100	50	48.8	235	52.1	0.9	24	4
JHA270/63	63	113.5	50	48.8	248.5	52.1	0.9	22	4
JHA270/75	75	107.5	50	48.8	242.5	52.1	0.9	22	4
JHA270/91	91	99.5	50	48.8	234	52.1	0.9	22	4
JHA270/100	100	95	50	48.8	230	52.1	0.9	22	4

Product dimensions - JHA450



References	Joist Size [mm]	Dimensions [mm]							Header holes	Joist holes
	Width	A	B	C	D	E	F	t	\varnothing	\varnothing 6x4 Oblong
JHA450/38	1x38	38	191	50	51.5	481	61.5	1.5	38	6
JHA450/44	1x44	44	188	50	51.5	478	61.5	1.5	38	6
JHA450/47	1x45	47	187	50	51.5	477	61.5	1.5	38	6
JHA450/50	1x50	50	185	50	51.5	475	61.5	1.5	38	6
JHA450/63	1x63	63	179	50	51.5	469	61.5	1.5	38	6
JHA450/75	1x75	75	173	50	51.5	463	61.5	1.5	38	6
JHA450/91	2x45	91	165	50	51.5	455	61.5	1.5	38	6
JHA450/100	2x50	100	160	50	51.5	450	61.5	1.5	38	6
JHA450/125	2x63	125	162.5	63	51.5	452.5	64.5	1.5	38	6
JHA450/137	3x45	137	156.5	63	51.5	446.5	64.5	1.5	38	6
JHA450/150	3x50	150	150	63	51.5	440	64.5	1.5	38	6

JHA270 - Wrap Over Installation

References	Header - Dimensions		Fasteners			Characteristic capacities - Timber C16 [kN]		Safe Working Load [kN]		
	Height		Header		Joist	R _{1,k}	R _{2,k}	R _{1,SWL,Medium Term}	R _{1,SWL,Long term}	R _{2,SWL,Short term}
	Min	Max.	Face Qty	Top Qty	Qty	N3.75x30	N3.75x30	C16 header N3.75x30	C16 header N3.75x30	C16 Joist N3.75x30
JHA270/38	125	200	8	4	4	10	2.1	4.8	4.2	1.1
JHA270/44	125	200	8	4	4	11.6	2.1	5.5	4.8	1.1
JHA270/47	125	200	8	4	4	12.4	2.1	5.9	5.2	1.1
JHA270/50	125	200	8	4	4	13.1	2.1	6.2	5.5	1.1
JHA270/63	125	200	8	4	4	13.2	2.1	6.3	5.5	1.1
JHA270/75	125	200	8	4	4	13.2	2.1	6.3	5.5	1.1
JHA270/91	125	200	8	4	4	13.2	2.1	6.3	5.5	1.1
JHA270/100	125	200	8	4	4	13.2	2.1	6.3	5.5	1.1

JHA270 - Face Fix Installation

References	Header - Dimensions		Fasteners			Characteristic capacities - Timber C16 [kN]		Safe Working Load [kN]		
	Height		Header		Joist	R _{1,k}	R _{2,k}	R _{1,SWL,Medium Term}	R _{1,SWL,Long term}	R _{2,SWL,Short term}
	Min	Max.	Face Qty	Top Qty	Qty	N3.75x30	N3.75x30	C16 header N3.75x30	C16 header N3.75x30	C16 Joist N3.75x30
JHA270/38	200	250	20	-	4	7.6	2.1	3.6	3.2	1.1
JHA270/44	200	250	20	-	4	7.6	2.1	3.6	3.2	1.1
JHA270/47	200	250	20	-	4	7.6	2.1	3.6	3.2	1.1
JHA270/50	200	250	20	-	4	7.6	2.1	3.6	3.2	1.1
JHA270/63	200	250	20	-	4	7.6	2.1	3.6	3.2	1.1
JHA270/75	200	250	20	-	4	7.6	2.1	3.6	3.2	1.1
JHA270/91	200	250	20	-	4	7.6	2.1	3.6	3.2	1.1
JHA270/100	200	250	20	-	4	7.6	2.1	3.6	3.2	1.1

JHA450 - Wrap Over Installation

References	Fasteners			Characteristic capacities - Timber C16 [kN]		Safe Working Load [kN]		
	Header		Joist	R _{1,k}	R _{2,k}	R _{1,SWL,Medium Term}	R _{1,SWL,Long term}	R _{2,SWL,Short term}
	Face Qty	Top Qty	Qty	N3.75x30	N3.75x30	C16 header N3.75x30	C16 header N3.75x30	C16 Joist N3.75x30
JHA450/38	8	4	6	10	3.1	4.8	4.2	1.6
JHA450/44	8	4	6	11.6	3.1	5.5	4.8	1.6
JHA450/47	8	4	6	12.4	3.1	5.9	5.2	1.6
JHA450/50	8	4	6	13.1	3.1	6.3	5.5	1.6
JHA450/63	8	4	6	13.2	3.1	6.3	5.5	1.6
JHA450/75	8	4	6	13.2	3.1	6.3	5.5	1.6
JHA450/91	8	4	6	13.2	3.1	6.3	5.5	1.6
JHA450/100	8	4	6	13.2	3.1	6.3	5.5	1.6
JHA450/125	8	4	6	13.6	3.1	6.5	5.7	1.6
JHA450/137	8	4	6	13.6	3.1	6.5	5.7	1.6
JHA450/150	8	4	6	13.6	3.1	6.5	5.7	1.6

JHA450 - Face Fix Installation

References	Fasteners		Characteristic capacities - Timber C16 [kN]		Safe Working Load [kN]		
	Header	Joist	R _{1,k}	R _{2,k}	R _{1,SWL,Medium Term}	R _{1,SWL,Long term}	R _{2,SWL,Short term}
	Face Qty	Qty	N3.75x30	N3.75x30	C16 header N3.75x30	C16 header N3.75x30	C16 Joist N3.75x30
JHA450/38	20	6	10	3.1	4.8	4.2	1.6
JHA450/44	20	6	10.6	3.1	5.1	4.4	1.6
JHA450/47	20	6	10.6	3.1	5.1	4.4	1.6
JHA450/50	20	6	10.6	3.1	5.1	4.4	1.6
JHA450/63	20	6	10.6	3.1	5.1	4.4	1.6
JHA450/75	20	6	10.6	3.1	5.1	4.4	1.6
JHA450/91	20	6	10.6	3.1	5.1	4.4	1.6
JHA450/100	20	6	10.6	3.1	5.1	4.4	1.6
JHA450/125	20	6	11.6	3.1	5.5	4.8	1.6
JHA450/137	20	6	11.6	3.1	5.5	4.8	1.6
JHA450/150	20	6	11.6	3.1	5.5	4.8	1.6

JHA450 - Below Support (Loft Conversion) Installation

References	Fasteners			Characteristic capacities - Timber C16 [kN]		Safe Working Load [kN]		
	Header		Joist	R _{1,k}	R _{2,k}	R _{1,SWL,Medium Term}	R _{1,SWL,Long term}	R _{2,SWL,Short term}
	Face Qty	Top Qty	Qty	N3.75x30	N3.75x30	C16 header N3.75x30	C16 header N3.75x30	C16 Joist N3.75x30
JHA450/38	4	4	6	9.6	3.1	4.6	4	-
JHA450/44	4	4	6	9.6	3.1	4.6	4	-
JHA450/47	4	4	6	9.6	3.1	4.6	4	-
JHA450/50	4	4	6	9.7	3.1	4.6	4	-
JHA450/63	4	4	6	9.8	3.1	4.6	4.1	-
JHA450/75	4	4	6	9.8	3.1	4.6	4.1	-
JHA450/91	4	4	6	9.8	3.1	4.6	4.1	-
JHA450/100	4	4	6	9.8	3.1	4.6	4.1	-
JHA450/125	4	4	6	10.1	3.1	4.8	4.2	-
JHA450/137	4	4	6	10.1	3.1	4.8	4.2	-
JHA450/150	4	4	6	10.1	3.1	4.8	4.2	-

INSTALLATION

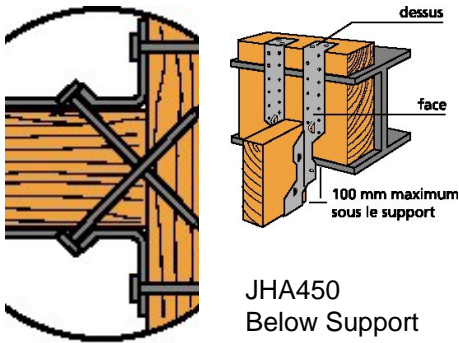
Installation

Alternative installation methods are available depending on the availability of nailing surface.

Maximum Nailing: All nails must be applied according to the table.

Minimum Nailing: For a lower installed cost the minimum nailing schedule can be used. A minimum wrap over of 45mm is required.

Loft Conversions (JHA450 Range): For applications where the hanger extends below the support. Install top, face, and joist nails according to the table. A minimum wrap over of 45mm is required or maximum nailing.



JHA450
Below Support
Installation.

Double Shear
Nailing.