

Approval body for construction products
and types of construction

Bautechnisches Prüfamt

An institution established by the Federal and
Laender Governments



European Technical Assessment

ETA-10/0200
of 23 March 2018

English translation prepared by DIBt - Original version in German language

General Part

Technical Assessment Body issuing the
European Technical Assessment:

Deutsches Institut für Bautechnik

Trade name of the construction product

Fastening screws JA, JB, JT, JZ and JF

Product family
to which the construction product belongs

Fastening screws for metal members and sheeting

Manufacturer

EJOT Baubefestigungen GmbH
In der Stockwiese 35
57334 Bad Laasphe
DEUTSCHLAND

Manufacturing plant

EJOT manufacturing plants
2, 8, 9, 12, 13, 15 - 21, 25, 30 - 32

This European Technical Assessment
contains

162 pages including 149 annexes which form an integral
part of this assessment

This European Technical Assessment is
issued in accordance with Regulation (EU)
No 305/2011, on the basis of

EAD 330046-01-0602

The European Technical Assessment is issued by the Technical Assessment Body in its official language. Translations of this European Technical Assessment in other languages shall fully correspond to the original issued document and shall be identified as such.

Communication of this European Technical Assessment, including transmission by electronic means, shall be in full. However, partial reproduction may only be made with the written consent of the issuing Technical Assessment Body. Any partial reproduction shall be identified as such.

This European Technical Assessment may be withdrawn by the issuing Technical Assessment Body, in particular pursuant to information by the Commission in accordance with Article 25(3) of Regulation (EU) No 305/2011.

Specific Part

1 Technical description of the product

The EJOT fastening screws are self-drilling and self-tapping screws listed in Table 1. The fastening screws are made of case hardened carbon steel or stainless steel. They are partly completed with metallic washers and EPDM sealing rings. For details see the appropriate Annexes.

Table 1 – Fastening screws for metal members and sheeting

Annex	Fastening screw	Component I	Component II
8	JT2-2-4,2xL JT2-3-4,8xL	S280GD to S350GD	S235 S280GD to S350GD
9	JT2-2H/3-4,8xL	S280GD to S350GD	S235 S280GD to S350GD
10	JT2-2H-4,8xL	S280GD to S350GD	S235 S280GD to S350GD
11	JT2-T-2H-4,8xL	S280GD to S350GD	S235 S280GD to S350GD
12	JT2-2H-5,5xL	S280GD to S350GD	S235 S280GD to S350GD
13	JT2-2-Plus-5,5xL	S280GD to S350GD	S235 to S275 S280GD to S450GD HX300LAD to HX460LAD
14	JT2-2H-Plus-5,5xL	S280GD to S350GD	S235 to S275 S280GD to S450GD HX300LAD to HX460LAD
15	JT2-2H-Plus-5,5xL	S280GD to S350GD	S235 to S275 S280GD to S450GD HX300LAD to HX460LAD
16	JT2-2H-Plus-5,5xL	S280GD to S350GD	S235 to S275 S280GD to S450GD HX300LAD to HX460LAD
17	JT2-2H-Plus-5,5xL	S280GD to S350GD	S235 to S275 S280GD to S450GD HX300LAD to HX460LAD
18	JT2-3H-5,5xL	S280GD to S350GD	S235 S280GD to S350GD
19	JT2-3H-5,5xL	S280GD to S350GD	S280GD to S350GD
20	JT2-3-5,5xL	S280GD to S350GD	S235 S280GD to S350GD
21	JT2-3-5,5xL	S280GD to S350GD	S235 S280GD to S350GD
22	JT2-6-5,5xL	S280GD to S350GD	S235 to S355 S280GD to S450GD HX300LAD to HX460LAD

Table 1 - continued

Annex	Fastening screw	Component I	Component II
23	JT2-6-5,5xL	S280GD to S350GD	S235 to S355 S280GD to S450GD HX300LAD to HX460LAD
24	JT2-8-5,5xL	S280GD to S350GD	S235 to S355
25	JT2-8-5,5xL	S280GD to S350GD	S235 to S355
26	JT2-6-6,3xL	S280GD to S350GD	S235 to S355 S280GD to S350GD
27	JT2-6-6,3xL	S280GD to S350GD	S235 to S355 S280GD to S350GD
28	JT2-12-5,5xL	S280GD	S235 to S355
29	JT2-12-5,5xL	S320GD to S350GD	S235 to S355
30	JT2-18-5,5xL	S280GD to S350GD	S235 to S355
31	JT2-18-5,5xL	S280GD to S350GD	S235 to S355
32	JT2-18-5,5xL	S280GD to S350GD	S235 to S355
33	JT3-2H-4,8xL JT6-2H-4,8xL	S280GD to S350GD	S235 to S275 S280GD to S450GD HX300LAD to HX460LAD
34	JT3-3H-4,8xL JT6-3H-4,8xL	S280GD to S350GD	S235 S320GD to S350GD
35	JT3-FR-2H-4,8xL JT6-FR-2H-4,8xL	S280GD to S350GD	S235 to S275 S280GD to S450GD HX300LAD to HX460LAD
36	JT3-(FR-)2-4,9xL JF6-(FR-)2-4,9xL	S280GD to S350GD	Timber
37	JT3-(FR-)2-4,9xL JT4-(FR-)2-4,9xL JT9-(FR-)2-4,9xL JT6-(FR-)2-4,9xL	Aluminium $R_m \geq 165 \text{ N/mm}^2$	Timber
38	JT3-(FR-)2-4,9xL JT4-(FR-)2-4,9xL JT9-(FR-)2-4,9xL JT6-(FR-)2-4,9xL	Aluminium $R_m \geq 215 \text{ N/mm}^2$	Timber
39	JT3-2H-5,5xL JT6-2H-5,5xL	S280GD to S350GD	S235 S280GD to S350GD
40	JT3-2-6,0xL JT3-FR-2-6,0xL JT6-2-6,0xL JT6-FR-2-6,0xL	Aluminium $R_m \geq 165 \text{ N/mm}^2$	Aluminium $R_m \geq 165 \text{ N/mm}^2$ Timber

Table 1 - continued

Annex	Fastening screw	Component I	Component II
41	JT3-2-6,0xL JT3-FR-2-6,0xL JT6-2-6,0xL JT6-FR-2-6,0xL	Aluminium $R_m \geq 215 \text{ N/mm}^2$	Aluminium $R_m \geq 215 \text{ N/mm}^2$ Timber
42	JT3-2-6,0xL JT3-FR-2-6,0xL JT6-2-6,0xL JT6-FR-2-6,0xL	Aluminium $R_m \geq 165 \text{ N/mm}^2$	S235 S280GD to S320GD Timber
43	JT3-2-6,0xL JT3-FR-2-6,0xL JT6-2-6,0xL JT6-FR-2-6,0xL	Aluminium $R_m \geq 215 \text{ N/mm}^2$	S235 S280GD to S320GD Timber
44	JT3-2-6,0xL JT3-FR-2-6,0xL JT6-2-6,0xL JT6-FR-2-6,0xL	Aluminium $R_m \geq 165 \text{ N/mm}^2$	Timber
45	JT3-2-6,0xL JT3-FR-2-6,0xL JT6-2-6,0xL JT6-FR-2-6,0xL	Aluminium $R_m \geq 215 \text{ N/mm}^2$	Timber
46	JT3-2H-Plus - 5,5xL JT6-2H-Plus - 5,5xL JT3-FR-2H-Plus - 5,5xL JT6-FR-2H-Plus - 5,5xL	S280GD to S350GD	S235 to S275 S280GD to S450GD HX300LAD to HX460LAD
47	JT3-2H-Plus - 5,5xL JT6-2H-Plus - 5,5xL JT3-FR-2H-Plus - 5,5xL JT6-FR-2H-Plus - 5,5xL	S280GD to S350GD	S280GD to S350GD
48	JT3-FR-2H-Plus-5,5xL JT6-FR-2H-Plus-5,5xL	S280GD to S350GD	S235 to S275 S280GD to S450GD HX300LAD to HX460LAD
49	JT3-FR-2H-Plus-5,5xL JT6-FR-2H-Plus-5,5xL	S280GD to S350GD	S280GD to S350GD
50	JT3-2H-Plus - 5,5xL JT6-2H-Plus - 5,5xL JT3-FR-2H-Plus - 5,5xL JT6-FR-2H-Plus - 5,5xL	Aluminium $R_m \geq 165 \text{ N/mm}^2$	Aluminium $R_m \geq 165 \text{ N/mm}^2$
51	JT3-2H-Plus - 5,5xL JT6-2H-Plus - 5,5xL JT3-FR-2H-Plus - 5,5xL JT6-FR-2H-Plus - 5,5xL	Aluminium $R_m \geq 215 \text{ N/mm}^2$	Aluminium $R_m \geq 215 \text{ N/mm}^2$
52	JT3-2H-Plus - 5,5xL JT6-2H-Plus - 5,5xL JT3-FR-2H-Plus - 5,5xL JT6-FR-2H-Plus - 5,5xL	Aluminium $R_m \geq 165 \text{ N/mm}^2$	S235 to S275 S280GD to S450GD HX300LAD to HX460LAD
53	JT3-2H-Plus - 5,5xL JT6-2H-Plus - 5,5xL JT3-FR-2H-Plus - 5,5xL JT6-FR-2H-Plus - 5,5xL	Aluminium $R_m \geq 165 \text{ N/mm}^2$	S280GD to S350GD

Table 1 - continued

Annex	Fastening screw	Component I	Component II
54	JT3-2H-Plus - 5,5xL JT6-2H-Plus - 5,5xL JT3-FR-2H-Plus - 5,5xL JT6-FR-2H-Plus - 5,5xL	Aluminium $R_m \geq 215 \text{ N/mm}^2$	S235 to S275 S280GD to S450GD HX300LAD to HX460LAD
55	JT3-2H-Plus - 5,5xL JT6-2H-Plus - 5,5xL JT3-FR-2H-Plus - 5,5xL JT6-FR-2H-Plus - 5,5xL	Aluminium $R_m \geq 215 \text{ N/mm}^2$	S280GD to S350GD
56	JT3-3-5,5xL JT3-FR-3-5,5xL JT6-3-5,5xL JT6-FR-3-5,5xL	Aluminium $R_m \geq 165 \text{ N/mm}^2$	Aluminium $R_m \geq 165 \text{ N/mm}^2$
57	JT3-3-5,5xL JT3-FR-3-5,5xL JT6-3-5,5xL JT6-FR-3-5,5xL	Aluminium $R_m \geq 215 \text{ N/mm}^2$	Aluminium $R_m \geq 215 \text{ N/mm}^2$
58	JT3-3-5,5xL JT3-FR-3-5,5xL JT6-3-5,5xL JT6-FR-3-5,5xL	Aluminium $R_m \geq 165 \text{ N/mm}^2$	S235 S280GD to S350GD
59	JT3-3-5,5xL JT3-FR-3-5,5xL JT6-3-5,5xL JT6-FR-3-5,5xL	Aluminium $R_m \geq 215 \text{ N/mm}^2$	S235 S280GD to S350GD
60	JT3-3H-5,5xL JT6-3H-5,5xL JT3-FR-3H-5,5xL JT6-FR-3H-5,5xL	S280GD to S350GD	S280GD to S350GD
61	JT3-3H-5,5xL JT6-3H-5,5xL JT3-FR-3H-5,5xL JT6-FR-3H-5,5xL	S280GD to S350GD	S235 to S355 S280GD to S350GD
62	JT3-3-5,5xL JT6-3-5,5xL JT3-FR-3-5,5xL JT6-FR-3-5,5xL	S280GD to S350GD	S235 S280GD to S350GD
63	JT3-6-5,5xL JT6-6-5,5xL JT3-FR-6-5,5xL JT6-FR-6-5,5xL	S280GD to S350GD	S235 to S355 S280GD to S450GD HX300LAD to HX460LAD
64	JT3-6-5,5xL JT6-6-5,5xL JT3-FR-6-5,5xL JT6-FR-6-5,5xL	Aluminium $R_m \geq 165 \text{ N/mm}^2$	Aluminium $R_m \geq 165 \text{ N/mm}^2$
65	JT3-6-5,5xL JT6-6-5,5xL JT3-FR-6-5,5xL JT6-FR-6-5,5xL	Aluminium $R_m \geq 215 \text{ N/mm}^2$	Aluminium $R_m \geq 215 \text{ N/mm}^2$
66	JT3-6-5,5xL JT6-6-5,5xL JT3-FR-6-5,5xL JT6-FR-6-5,5xL	Aluminium $R_m \geq 165 \text{ N/mm}^2$	S235 to S355 S280GD to S450GD HX300LAD to HX460LAD

Table 1 - continued

Annex	Fastening screw	Component I	Component II
67	JT3-6-5,5xL JT6-6-5,5xL JT3-FR-6-5,5xL JT6-FR-6-5,5xL	Aluminium $R_m \geq 215 \text{ N/mm}^2$	S235 to S355 S280GD to S450GD HX300LAD to HX460LAD
68	JT3-12-5,5xL JT6-12-5,5xL JT3-FR-12-5,5xL JT6-FR-12-5,5xL	S280GD	S235 to S355
69	JT3-12-5,5xL JT6-12-5,5xL JT3-FR-12-5,5xL JT6-FR-12-5,5xL	S320GD to S350GD	S235 to S355
70	JT3-12-5,5xL JT6-12-5,5xL JT3-FR-12-5,5xL JT6-FR-12-5,5xL	Aluminium $R_m \geq 165 \text{ N/mm}^2$	Aluminium $R_m \geq 165 \text{ N/mm}^2$
71	JT3-12-5,5xL JT6-12-5,5xL JT3-FR-12-5,5xL JT6-FR-12-5,5xL	Aluminium $R_m \geq 215 \text{ N/mm}^2$	Aluminium $R_m \geq 215 \text{ N/mm}^2$
72	JT3-12-5,5xL JT6-12-5,5xL JT3-FR-12-5,5xL JT6-FR-12-5,5xL	Aluminium $R_m \geq 165 \text{ N/mm}^2$	S235 to S355
73	JT3-12-5,5xL JT6-12-5,5xL JT3-FR-12-5,5xL JT6-FR-12-5,5xL	Aluminium $R_m \geq 215 \text{ N/mm}^2$	S235 to S355
74	JT3-18-5,5xL JT6-18-5,5xL JT3-FR-18-5,5xL JT6-FR-18-5,5xL	S280GD	S235 to S355
75	JT3-18-5,5xL JT6-18-5,5xL JT3-FR-18-5,5xL JT6-FR-18-5,5xL	S320GD to S350GD	S235 to S355
76	JT3-18-5,5xL JT6-18-5,5xL JT3-FR-18-5,5xL JT6-FR-18-5,5xL	S280GD	S235 to S355
77	JT3-18-5,5xL JT6-18-5,5xL JT3-FR-18-5,5xL JT6-FR-18-5,5xL	S320GD to S350GD	S235 to S355
78	JT3-18-5,5xL JT6-18-5,5xL JT3-FR-18-5,5xL JT6-FR-18-5,5xL	Aluminium $R_m \geq 165 \text{ N/mm}^2$	Aluminium $R_m \geq 165 \text{ N/mm}^2$
79	JT3-18-5,5xL JT6-18-5,5xL JT3-FR-18-5,5xL JT6-FR-18-5,5xL	Aluminium $R_m \geq 215 \text{ N/mm}^2$	Aluminium $R_m \geq 215 \text{ N/mm}^2$

Table 1 - continued

Annex	Fastening screw	Component I	Component II
80	JT3-18-5,5xL JT6-18-5,5xL JT3-FR-18-5,5xL JT6-FR-18-5,5xL	Aluminium Rm ≥ 165 N/mm ²	Aluminium Rm ≥ 165 N/mm ²
81	JT3-18-5,5xL JT6-18-5,5xL JT3-FR-18-5,5xL JT6-FR-18-5,5xL	Aluminium Rm ≥ 215 N/mm ²	Aluminium Rm ≥ 215 N/mm ²
82	JT3-18-5,5xL JT6-18-5,5xL JT3-FR-18-5,5xL JT6-FR-18-5,5xL	Aluminium Rm ≥ 165 N/mm ²	S235 to S355
83	JT3-18-5,5xL JT6-18-5,5xL JT3-FR-18-5,5xL JT6-FR-18-5,5xL	Aluminium Rm ≥ 215 N/mm ²	S235 to S355
84	JT3-18-5,5xL JT6-18-5,5xL JT3-FR-18-5,5xL JT6-FR-18-5,5xL	Aluminium Rm ≥ 165 N/mm ²	S235 to S355
85	JT3-18-5,5xL JT6-18-5,5xL JT3-FR-18-5,5xL JT6-FR-18-5,5xL	Aluminium Rm ≥ 215 N/mm ²	S235 to S355
86	JT3-6-6,3xL JT6-6-6,3xL	S280GD to S350GD	S235 to S355 S280GD to S450GD HX300LAD to HX460LAD
87	JT3-2-6,5xL JT6-2-6,5xL	S280GD	S235 S280GD to S350GD Timber
88	JT3-2-6,5xL JT6-2-6,5xL	S280GD	Timber
89	JT3-2-6,5xL JT6-2-6,5xL	Aluminium Rm ≥ 165 N/mm ²	Timber
90	JT3-2-6,5xL JT6-2-6,5xL	Aluminium Rm ≥ 215 N/mm ²	Timber
91	JT3-2-6,5xL JT6-2-6,5xL	S320GD to S350GD	S235 S280GD to S350GD Timber
92	JT3-2-6,5xL JT6-2-6,5xL	S320GD to S350GD	Timber
93	JF3-6,8xL JF6-6,8xL JF3-(FR-)6,8xL JF6-(FR-)6,8xL	S280GD to S350GD	Timber
94	JF3-6,8xL JF6-6,8xL JF3-(FR-)6,8xL JF6-(FR-)6,8xL	S280GD to S350GD	Timber

Table 1 - continued

Annex	Fastening screw	Component I	Component II
95	JF3-6,8xL JF6-6,8xL JF3-(FR-)6,8xL JF6-(FR-)6,8xL	Aluminium $R_m \geq 165 \text{ N/mm}^2$	Timber
96	JF3-6,8xL JF6-6,8xL JF3-(FR-)6,8xL JF6-(FR-)6,8xL	Aluminium $R_m \geq 215 \text{ N/mm}^2$	Timber
97	JF3-6,8xL JF6-6,8xL JF3-(FR-)6,8xL JF6-(FR-)6,8xL	Aluminium $R_m \geq 165 \text{ N/mm}^2$	Timber
98	JF3-6,8xL JF6-6,8xL JF3-(FR-)6,8xL JF6-(FR-)6,8xL	Aluminium $R_m \geq 215 \text{ N/mm}^2$	Timber
99	JA1-6,5xL	S280GD to S350GD	S235 S280GD to S350GD Timber
100	JA1-6,5xL	S280GD to S350GD	Timber
101	JZ1-6,3xL JB1-6,3xL	S280GD to S350GD	S235 S280GD to S350GD
102	JZ1-6,3xL	S280GD to S350GD	S235 S280GD to S350GD
103	JA3-6,5xL	S280GD to S350GD	S235 S280GD to S350GD Timber
104	JA3-6,5xL	S280GD to S350GD	S235 S280GD to S350GD Timber
105	JA3-6,5xL	Aluminium $R_m \geq 165 \text{ N/mm}^2$	Aluminium $R_m \geq 165 \text{ N/mm}^2$ Timber
106	JA3-6,5xL	Aluminium $R_m \geq 215 \text{ N/mm}^2$	Aluminium $R_m \geq 215 \text{ N/mm}^2$ Timber
107	JA3-6,5xL	Aluminium $R_m \geq 165 \text{ N/mm}^2$	S235 S280GD to S350GD Timber
108	JA3-6,5xL	Aluminium $R_m \geq 215 \text{ N/mm}^2$	S235 S280GD to S350GD Timber
109	JZ3-6,3xL JZ5-6,3xL JB3-6,3xL	S280GD to S350GD	S235 to S355 S280GD to S450GD HX300LAD to HX460LAD
110	JZ3-6,3xL JZ5-6,3xL	S280GD to S350GD	S235 to S355 S280GD to S450GD HX300LAD to HX460LAD

Table 1 - continued

Annex	Fastening screw	Component I	Component II
111	JZ3-6,3xL JZ5-6,3xL JB3-6,3xL	Aluminium Rm ≥ 165 N/mm ²	Aluminium Rm ≥ 165 N/mm ²
112	JZ3-6,3xL JZ5-6,3xL JB3-6,3xL	Aluminium Rm ≥ 215 N/mm ²	Aluminium Rm ≥ 215 N/mm ²
113	JZ3-6,3xL JZ5-6,3xL JB3-6,3xL	Aluminium Rm ≥ 165 N/mm ²	S235 to S355 S280GD to S450GD HX300LAD to HX460LAD
114	JZ3-6,3xL JZ5-6,3xL JB3-6,3xL	Aluminium Rm ≥ 215 N/mm ²	S235 to S355 S280GD to S450GD HX300LAD to HX460LAD
115	JZ3-8,0xL JZ5-8,0xL	S280GD to S350GD	S235 to S355 S280GD to S350GD
116	JZ7-6,3xL JB7-6,3xL	S280GD to S350GD	S235 to S355 S280GD to S350GD
117	JZ7-6,3xL JB7-6,3xL	S280GD to S350GD	S235 to S355 S280GD to S350GD
118	JF3-2H-4,8xL JF6-2H-4,8xL JF3-FR-2H-4,8xL JF6-FR-2H-4,8xL	S280GD to S350GD	S280GD to S350GD
119	JF3-2H-4,8xL JF6-2H-4,8xL JF3-FR-2H-4,8xL JF6-FR-2H-4,8xL	Aluminium Rm ≥ 165 N/mm ²	Aluminium Rm ≥ 165 N/mm ²
120	JF3-2H-4,8xL JF6-2H-4,8xL JF3-FR-2H-4,8xL JF6-FR-2H-4,8xL	Aluminium Rm ≥ 215 N/mm ²	Aluminium Rm ≥ 215 N/mm ²
121	JF3-2H-4,8xL JF6-2H-4,8xL JF3-FR-2H-4,8xL JF6-FR-2H-4,8xL	Aluminium Rm ≥ 165 N/mm ²	S280GD to S350GD
122	JF3-2H-4,8xL JF6-2H-4,8xL JF3-FR-2H-4,8xL JF6-FR-2H-4,8xL	Aluminium Rm ≥ 215 N/mm ²	S280GD to S350GD
123	JF2-2H-4,8xL	S280GD to S350GD	S280GD to S350GD
124	JF3-2-5,5xL JF6-2-5,5xL JF3-FR-2-5,5xL JF6-FR-2-5,5xL	S280GD to S350GD	S280GD to S350GD
125	JF3-2-5,5xL JF6-2-5,5xL JF3-FR-2-5,5xL JF6-FR-2-5,5xL	S280GD to S350GD	S280GD to S350GD

Table 1 - continued

Annex	Fastening screw	Component I	Component II
126	JF3-2-5,5xL JF6-2-5,5xL JF3-FR-2-5,5xL JF6-FR-2-5,5xL	Aluminium Rm \geq 165 N/mm ²	Aluminium Rm \geq 165 N/mm ²
127	JF3-2-5,5xL JF6-2-5,5xL JF3-FR-2-5,5xL JF6-FR-2-5,5xL	Aluminium Rm \geq 215 N/mm ²	Aluminium Rm \geq 215 N/mm ²
128	JF3-2-5,5xL JF6-2-5,5xL JF3-FR-2-5,5xL JF6-FR-2-5,5xL	Aluminium Rm \geq 215 N/mm ²	S280GD to S350GD
129	JT3-LT-2-6,0xL – KD16	S280GD to S350GD	S280GD to S350GD Timber
130	JT3-LT-2-6,0xL – KD16	S280GD to S350GD	S280GD to S350GD Timber
131	JT3-LT-2-6,0xL – KD16 JT4-LT-2-6,0xL – KD16 JT9-LT-2-6,0xL – KD16	Aluminium Rm \geq 165 N/mm ²	Aluminium Rm \geq 165 N/mm ² Timber
132	JT3-LT-2-6,0xL – KD16 JT4-LT-2-6,0xL – KD16 JT9-LT-2-6,0xL – KD16	Aluminium Rm \geq 215 N/mm ²	Aluminium Rm \geq 215 N/mm ²
133	JT3-LT-2-6,0xL – KD16 JT4-LT-2-6,0xL – KD16 JT9-LT-2-6,0xL – KD16	Aluminium Rm \geq 165 N/mm ²	Aluminium Rm \geq 165 N/mm ²
134	JT3-LT-2-6,0xL – KD16 JT4-LT-2-6,0xL – KD16 JT9-LT-2-6,0xL – KD16	Aluminium Rm \geq 215 N/mm ²	Aluminium Rm \geq 215 N/mm ²
135	JT3-LT-3-5,5xL JT6-LT-3-5,5xL	S280GD to S350GD	S235 S280GD to S350GD
136	JT3-LT-3-5,5xL JT6-LT-3-5,5xL	S280GD to S350GD	S235 S280GD to S350GD
137	JT3-LT-3-5,5xL – KD16 JT4-LT-3-5,5xL – KD16 JT6-LT-3-5,5xL – KD16 JT9-LT-3-5,5xL – KD16	Aluminium Rm \geq 165 N/mm ²	Aluminium Rm \geq 165 N/mm ²
138	JT3-LT-3-5,5xL – KD16 JT4-LT-3-5,5xL – KD16 JT6-LT-3-5,5xL – KD16 JT9-LT-3-5,5xL – KD16	Aluminium Rm \geq 215 N/mm ²	Aluminium Rm \geq 215 N/mm ²
139	JT3-LT-3-5,5xL – KD16 JT6-LT-3-5,5xL – KD16	Aluminium Rm \geq 165 N/mm ²	S235 S280GD to S350GD
140	JT3-LT-3-5,5xL – KD16 JT6-LT-3-5,5xL – KD16	Aluminium Rm \geq 215 N/mm ²	S235 S280GD to S350GD
141	JA3-LT-6,0xL – KD16	Aluminium Rm \geq 165 N/mm ²	Timber

Table 1 - continued

Annex	Fastening screw	Component I	Component II
142	JA3-LT-6,0xL – KD16	Aluminium Rm ≥ 215 N/mm ²	Timber
143	JF3-LT-2-5,5xL – KD16 JF6-LT-2-5,5xL – KD16	S280GD to S350GD	S280GD to S350GD
144	JF3-LT-2-5,5xL – KD16 JF6-LT-2-5,5xL – KD16	Aluminium Rm ≥ 165 N/mm ²	Aluminium Rm ≥ 165 N/mm ²
145	JF3-LT-2-5,5xL – KD16 JF6-LT-2-5,5xL – KD16	Aluminium Rm ≥ 215 N/mm ²	Aluminium Rm ≥ 215 N/mm ²
146	JT4-4-4,8xL JT9-4-4,8xL	Aluminium Rm ≥ 165 N/mm ²	Aluminium Rm ≥ 165 N/mm ²
147	JT4-4-4,8xL JT9-4-4,8xL	Aluminium Rm ≥ 215 N/mm ²	Aluminium Rm ≥ 215 N/mm ²
148	JT4-6-5,5xL JT9-6-5,5xL	Aluminium Rm ≥ 165 N/mm ²	Aluminium Rm ≥ 165 N/mm ²
149	JT4-6-5,5xL JT9-6-5,5xL	Aluminium Rm ≥ 215 N/mm ²	Aluminium Rm ≥ 215 N/mm ²

2 Specification of the intended use in accordance with the applicable European Assessment Document 330046-01-0602

The fastening screws are intended to be used for fastening metal sheeting to metal or timber substructures. The sheeting can either be used as wall or roof cladding or as load bearing wall and roof element. The fastening screws can also be used for the fastening of any other thin gauge metal members. The intended use comprises fastening screws and connections for indoor and outdoor applications. Fastening screws which are intended to be used in external environments with ≥ C2 corrosion according to the standard EN ISO 12944-2 are made of stainless steel. Furthermore the intended use comprises connections with predominantly static loads (e.g. wind loads, dead loads). The fastening screws are not intended for re-use.

The performances given in Section 3 are only valid if the fastening screws for sandwich panels are used in compliance with the specifications and conditions given in Annex (1-149).

The verification and assessment methods on which this European Technical Assessment is based lead to the assumption of a working life of the fastening screws of at least 25 years. The indications given on the working life cannot be interpreted as a guarantee given by the manufacturer, but are to be regarded only as a means for choosing the right products in relation to the expected economically reasonable working life of the works.

3 Performance of the product and references to the methods used for its assessment

3.1 Mechanical resistance and stability (BWR 1)

Essential characteristic	Performance
Shear Resistance of the Connection	see Annexes to this ETA
Tension Resistance of the Connection	see Annexes to this ETA
Design Resistance in case of combined Tension and Shear Forces (interaction)	see Annexes to this ETA
Check of Deformation Capacity in case of constraining forces due to temperature	No performance assessed
Durability	No performance assessed

3.2 Safety in case of fire (BWR 2)

Essential characteristic	Performance
Reaction to fire	Class A1

4 Assessment and verification of constancy of performance (AVCP) system applied, with reference to its legal base

In accordance with EAD No. 330046-01-0602, the applicable European legal act is: Commission Decision 1998/214/EC, amended by 2001/596/EC.

The system to be applied is: 2+

5 Technical details necessary for the implementation of the AVCP system, as provided for in the applicable EAD

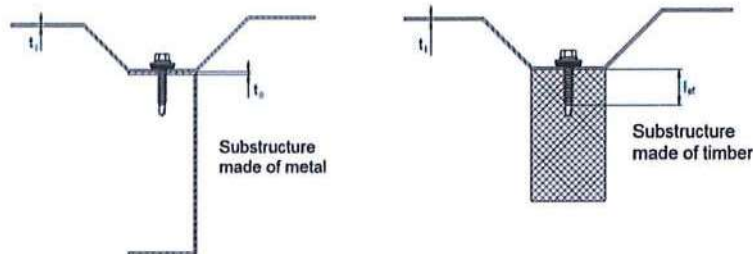
Technical details necessary for the implementation of the AVCP system are laid down in the control plan deposited at Deutsches Institut für Bautechnik.

Issued in Berlin on 23 March 2018 by Deutsches Institut für Bautechnik

BD Dipl.-Ing. Andreas Kummerow
Head of Department

beglaubigt:
Schult

Examples of execution and connection



Materials and dimensions

Design relevant materials and dimensions are indicated in the Annexes of the fastening screws:

Fastener	Material of the fastening screw
Washer	Material of the sealing washer
Component I	Material of the metal member and sheeting
Component II	Material of the substructure

$t_{N,I}$	Thickness of component I
$t_{N,II}$	Thickness of component II made of metal
l_{ef}	Effective screw-in length in component II made of timber (without drill point)
l_g	Screw-in length in component II made of timber (with drill point)
d_{pd}	Pre-drill diameter of component I and II
$M_{t,nom}$	Tightening torque of the fastening screw

The thickness $t_{N,II}$ corresponds to the load-bearing screw-in length of the fastening screw in component II, if the load-bearing screw-in length does not cover the entire component thickness.

Performance characteristics

The design relevant performance characteristics of a connection are indicated in the Annexes of the fastening screws.

$N_{R,k}$	Characteristic value of tension resistance
$V_{R,k}$	Characteristic value of shear resistance

In some cases component-specific performance characteristics are indicated for an individual calculation in the design relevant performance characteristics of a connection:

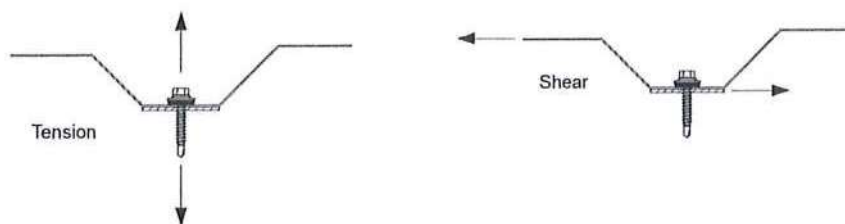
$N_{R,I,k}$	Characteristic value of pull-through resistance for component I
$N_{R,II,k}$	Characteristic value of pull-out resistance for component II
$V_{R,I,k}$	Characteristic value of hole bearing resistance for component I
$V_{R,II,k}$	Characteristic value of hole bearing resistance for component II
$M_{y,Flk}$	Characteristic value of yield moment of the fastening screw (for component II made of timber)
$f_{ax,k}$	Characteristic value of withdrawal strength for component II made of timber
$f_{h,k}$	Characteristic value of embedding strength for component II made of timber

Fastening screws JA, JB, JT, JZ and JF

Annex 1

Terms and explanations

Occurred loadings of a connection



Design values

The design values of tension and shear resistance of a connection have to be determined as following:

$N_{R,d}$	Design value of tension resistance
$V_{R,d}$	Design value of shear resistance
γ_M	Partial safety factor

The recommended partial safety factor γ_M is 1,33, provided no partial safety factor is given in national regulations or national Annexes to Eurocode 3.

Special conditions

If the component thickness $t_{N,I}$ or $t_{N,II}$ lies in between two indicated component thicknesses, the characteristic value may be calculated by linear interpolation.

For asymmetric components II made of metal (e.g. Z- or C-shaped profiles) with component thickness $t_{N,II} < 5$ mm, the characteristic value $N_{R,k}$ has to be reduced to 70%.

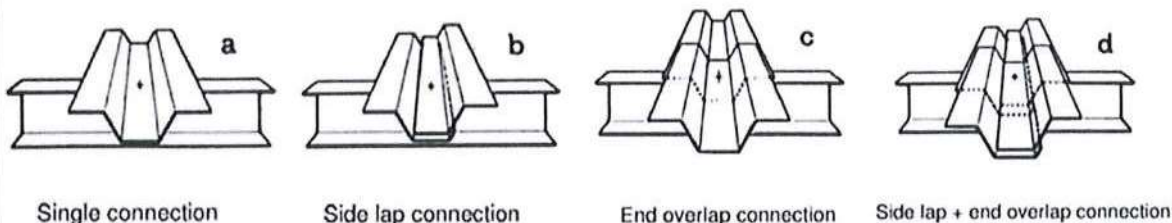
In case of combined loading by tension and shear forces the following interaction equation has to be taken into account:

$$\frac{N_{S,d}}{N_{R,d}} + \frac{V_{S,d}}{V_{R,d}} \leq 1,0$$

$N_{S,d}$	Design value of the applied tension forces
$V_{S,d}$	Design value of the applied shear forces

Types of connection

For the types of connection (a,b,c,d) given in the Annexes of the fastening screws, it is not necessary to take into account the effect of constraints due to temperature. For other types of connection the effect of constraints have to be taken into account, unless they do not occur or are not significant (e.g. sufficient flexibility of the substructure).



Single connection

Side lap connection

End overlap connection

Side lap + end overlap connection

Installation conditions

The installation is carried out according to manufacturer's instruction.

The load-bearing screw-in length of the fastening screw specified by the manufacturer has to be taken into account.

The fastening screws have to be processed with suitable drill driver (e.g. cordless drill driver with depth control). The use of impact wrench is not allowed.

The fastening screws have to be fixed rectangular to the surface of the component.

Component I and component II have to be in direct contact to each other. The use of compression resistant thermal insulation strips up to a thickness of 3 mm is allowed.

Fastening screws JA, JB, JT, JZ and JF

Design and installation

Annex 2

Component I made of perforated sheeting

The characteristic values of tension and shear resistance are determined as follows:

$$N_{R,k} = \min \left\{ \begin{array}{l} N_{R,I,k} \\ N_{R,II,k} \end{array} \right. \quad V_{R,k} = \min \left\{ \begin{array}{l} V_{R,I,k} \\ V_{R,k} \end{array} \right.$$

$N_{R,I,k}$ and $V_{R,I,k}$ are given in Annex 4 to 7.

$N_{R,II,k}$ and $V_{R,k}$ are given in the Annex of the fastening screw.

Component I made of aluminium alloy

The characteristic value of tension resistance is determined as follows:

$$N_{R,k} = \min \left\{ \begin{array}{l} N_{R,I,k} \\ N_{R,II,k} \end{array} \right.$$

$N_{R,I,k}$ is determined according to EN 1999-1-4:2007 + AC:2009, equation (8.13).

$N_{R,II,k}$ is given in the Annex of the fastening screw.

Component II made of timber

The characteristic values of tension and shear resistance for other k_{mod} or ρ_k as indicated in the Annex of the fastening screw can be determined as follows:

$$N_{R,k} = \min \left\{ \begin{array}{l} N_{R,I,k} \\ N_{R,II,k} * k_{mod} \end{array} \right. \quad V_{R,k} = \min \left\{ \begin{array}{l} V_{R,I,k} \\ V_{R,II,k} * k_{mod} \end{array} \right.$$

$N_{R,I,k}$ and $V_{R,I,k}$ are given in the Annex of the fastening screw.

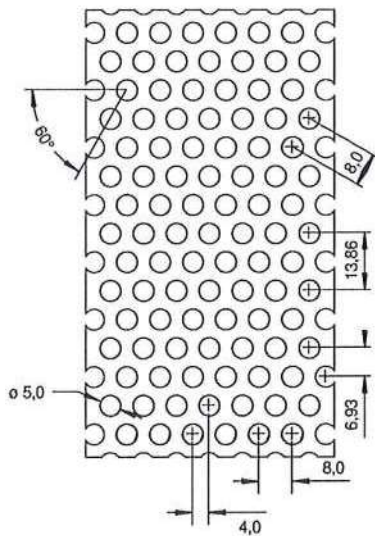
$N_{R,II,k}$ is determined according to EN 1995-1-1:2014 + A1:2008, equation (8.40a), with $f_{ax,k}$ given in Annex of the fastening screw.

$V_{R,II,k}$ is determined according to EN 1995-1-1:2004 + A1:2008, equation (8.9), with $M_{Y,Rk}$ given in the Annex of the fastening screw and $f_{h,k}$ according to EN 1995-1-1:2014 + A1:2008, equation (8.15) and equation (8.16).

Fastening screws JA, JB, JT, JZ and JF

Additional provisions

Annex 3



Type of Fastener

self tapping screw $\varnothing 6,3$ mm and $\varnothing 6,5$ mm
and
self drilling screw from $\varnothing 5,5$ mm to $\varnothing 6,3$ mm

Materials

Fastener: stainless steel – EN ISO 3506 or similar
Washer: stainless steel – EN ISO 3506
EPDM sealing washer

Component I: S280GD, S320GD or S350GD – EN 10346

Component II: at least S235 – EN 10025-1 or
at least S280GD – EN 10346 or
structural timber at least strength grade C24

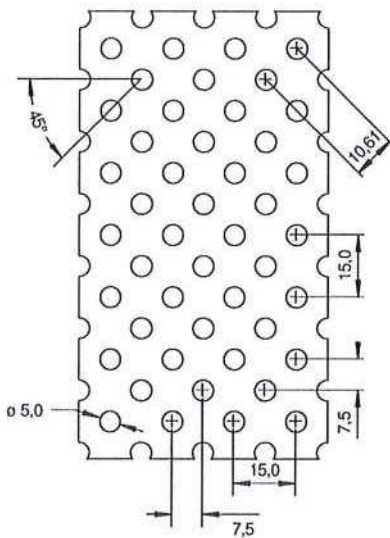
sheet / \varnothing washer	perforated sheets made of S280GD with $R_{m,min} = 360$ N/mm ²				perforated sheets made of S320GD with $R_{m,min} = 390$ N/mm ²				perforated sheets made of S350GD with $R_{m,min} = 420$ N/mm ²				
	16 mm	19 mm	22 mm	25 mm	16 mm	19 mm	22 mm	25 mm	16 mm	19 mm	22 mm	25 mm	
$M_{t,nom}$	5 Nm												
$V_{R,k}$ [kN] for $t_{N,I} =$	0,5	—	—	—	—	—	—	—	—	—	—	—	
	0,55	—	—	—	—	—	—	—	—	—	—	—	
	0,63	—	—	—	—	—	—	—	—	—	—	—	
	0,75	2,16	2,22	2,24	2,38	2,34	2,4	2,44	2,58	2,54	2,6	2,62	2,78
	0,88	2,56	2,64	2,64	2,78	2,78	2,86	2,86	3,02	3,00	3,10	3,10	3,26
	1,00	2,92	3,04	3,02	3,16	3,16	3,30	3,26	3,42	3,42	3,56	3,52	3,68
	1,13	3,32	3,48	3,42	3,56	3,60	3,76	3,70	3,86	3,88	4,10	4,00	4,16
	1,25	3,70	3,88	3,80	3,94	4,00	4,20	4,10	4,26	4,32	4,54	4,42	4,60
	1,5	4,46	4,74	4,56	4,72	4,84	5,12	4,96	5,10	5,22	5,54	5,34	5,50
$N_{R,k}$ [kN] for $t_{N,I} =$	0,5	—	—	—	—	—	—	—	—	—	—	—	
	0,55	—	—	—	—	—	—	—	—	—	—	—	
	0,63	—	—	—	—	—	—	—	—	—	—	—	
	0,75	1,40	1,94	2,14	2,22	1,52	2,08	3,32	2,42	1,64	2,26	2,50	2,60
	0,88	1,82	2,34	2,62	2,70	1,96	2,54	2,82	2,92	2,12	2,74	3,04	3,14
	1,00	2,24	2,74	3,06	3,14	2,44	2,96	3,32	3,42	2,62	3,20	3,58	3,68
	1,13	2,74	3,18	3,58	3,64	2,98	3,44	3,88	3,96	3,20	3,70	4,18	4,26
	1,25	3,24	3,58	4,08	4,12	3,52	3,88	4,40	4,46	3,78	4,18	4,76	4,80
	1,5	4,36	4,46	5,12	5,12	4,74	4,84	5,56	5,56	5,1	5,22	5,98	5,98

- The thickness of the perforated sheets which are exposed to wind loads shall be at least 1,00 mm.
- For intermediate values of the washer diameter the characteristic values for the washer with the smaller diameter shall be used.

Fastening screws JA, JB, JT, JZ and JF

Fastening of perforated sheets

Annex 4



Type of Fastener

self tapping screw $\varnothing 6,3$ mm and $\varnothing 6,5$ mm
and
self drilling screw from $\varnothing 5,5$ mm to $\varnothing 6,3$ mm

Materials

Fastener: stainless steel – EN ISO 3506 or similar

Washer: stainless steel – EN ISO 3506
EPDM sealing washer

Component I: S280GD – EN 10346

Component II: at least S235 – EN 10025-1 or
at least S280GD – EN 10346 or
structural timber at least strength grade C24

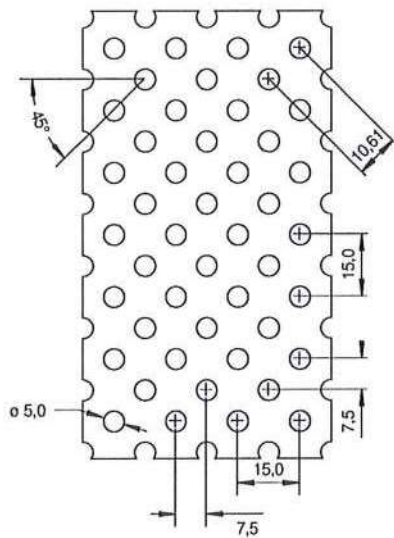
screw / \varnothing washer	self drilling screws $\varnothing 5,5$ mm and $\varnothing 6,0$ mm				self tapping screws and self drilling screws $\varnothing 6,3$ mm and $\varnothing 6,5$ mm			
	16 mm	19 mm	22 mm	25 mm	16 mm	19 mm	22 mm	25 mm
$M_{t,nom}$	5 Nm							
$V_{R,k}$ [kN] for $t_{N,I} =$								
0,50	—	—	—	—	—	—	—	—
0,55	—	—	—	—	—	—	—	—
0,63	—	—	—	—	—	—	—	—
0,75	2,48	2,52	2,84	2,76	2,38	2,64	3,16	3,24
0,88	3,04	3,12	3,42	3,32	3,02	3,28	3,78	3,88
1,00	3,56	3,70	3,84	3,84	3,64	3,96	4,36	4,50
1,13	4,14	4,26	4,40	4,40	4,36	4,70	5,00	5,18
1,25	4,68	4,84	4,92	4,94	5,06	5,40	5,60	5,84
1,50	5,76	6,04	5,90	6,10	6,62	6,94	6,88	7,16
$N_{R,k}$ [kN] for $t_{N,I} =$								
0,50	—	—	—	—	—	—	—	—
0,55	—	—	—	—	—	—	—	—
0,63	—	—	—	—	—	—	—	—
0,75	2,88	3,16	3,24	3,14	2,86	3,46	3,72	3,92
0,88	3,42	3,72	3,76	3,70	3,40	4,02	4,30	4,46
1,00	3,92	4,28	4,28	4,20	3,90	4,56	4,82	4,96
1,13	4,46	4,86	4,88	4,72	4,44	5,12	5,38	5,48
1,25	4,96	5,42	5,42	5,26	4,94	5,66	5,88	5,94
1,50	6,04	6,60	6,60	6,38	6,00	6,74	6,92	6,90

- The thickness of the perforated sheets which are exposed to wind loads shall be at least 1,00 mm.
- For intermediate values of the washer diameter the characteristic values for the washer with the smaller diameter shall be used.

Fastening screws JA, JB, JT, JZ and JF

Fastening of perforated sheets

Annex 5



Type of Fastener

self tapping screw $\varnothing 6,3$ mm and $\varnothing 6,5$ mm and
self drilling screw from $\varnothing 5,5$ mm to $\varnothing 6,3$ mm

Materials

Fastener: stainless steel – EN ISO 3506 or similar

Washer: stainless steel – EN ISO 3506
EPDM sealing washer

Component I: S320GD – EN 10346

Component II: at least S235 – EN 10025-1 or
at least S280GD – EN 10346 or
structural timber at least strength grade C24

screw / \varnothing washer	self drilling screws $\varnothing 5,5$ mm and $\varnothing 6,0$ mm				self tapping screws and self drilling screws $\varnothing 6,3$ mm and $\varnothing 6,5$ mm			
	16 mm	19 mm	22 mm	25 mm	16 mm	19 mm	22 mm	25 mm
$M_{t,nom}$	5 Nm							
$V_{R,k}$ [kN] for $t_{N,I} =$								
0,50	—	—	—	—	—	—	—	—
0,55	—	—	—	—	—	—	—	—
0,63	—	—	—	—	—	—	—	—
0,75	2,68	2,74	3,08	3,00	2,68	2,88	3,42	3,50
0,88	3,30	3,38	3,70	3,60	3,36	3,60	4,10	4,22
1,00	3,86	4,00	4,16	4,16	4,02	4,30	4,72	4,88
1,13	4,48	4,62	4,76	4,76	4,76	5,08	5,42	5,60
1,25	5,06	5,24	5,32	5,36	5,50	5,84	6,08	6,30
1,50	6,24	6,54	6,40	6,60	7,10	7,52	7,46	7,76
$N_{R,k}$ [kN] for $t_{N,I} =$								
0,50	—	—	—	—	—	—	—	—
0,55	—	—	—	—	—	—	—	—
0,63	—	—	—	—	—	—	—	—
0,75	3,12	3,42	3,50	3,40	3,12	3,68	4,06	4,26
0,88	3,70	4,04	4,08	4,00	3,70	4,32	4,68	4,86
1,00	4,24	4,64	4,64	4,54	4,24	4,92	5,24	5,40
1,13	4,84	5,26	5,28	5,12	4,84	5,54	5,86	5,96
1,25	5,38	5,88	5,88	5,70	5,38	6,14	6,40	6,48
1,50	6,54	7,16	7,16	6,92	6,54	7,38	7,54	7,52

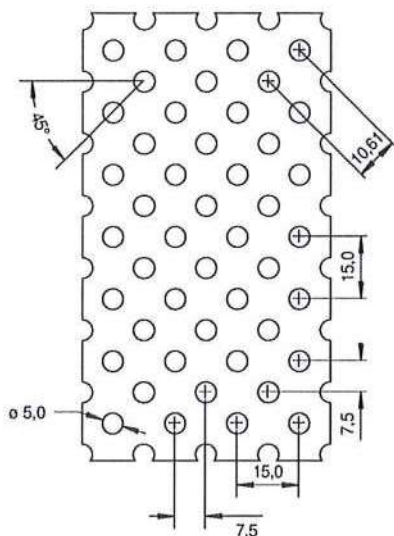
- The thickness of the perforated sheets which are exposed to wind loads shall be at least 1,00 mm.
- For intermediate values of the washer diameter the characteristic values for the washer with the smaller diameter shall be used.

Fastening screws JA, JB, JT, JZ and JF

Annex 6

Fastening of perforated sheets

English translation prepared by DIBt



Type of Fastener

self tapping screw $\varnothing 6,3$ mm and $\varnothing 6,5$ mm
and
self drilling screw from $\varnothing 5,5$ mm to $\varnothing 6,3$ mm

Materials

Fastener: stainless steel – EN ISO 3506 or similar
Washer: stainless steel – EN ISO 3506
EPDM sealing washer

Component I: S350GD – EN 10346

Component II: at least S235 – EN 10025-1 or
at least S280GD – EN 10346 or
structural timber at least strength grade C24

screw / \varnothing washer	self drilling screws $\varnothing 5,5$ mm and $\varnothing 6,0$ mm				self tapping screws and self drilling screws $\varnothing 6,3$ mm and $\varnothing 6,5$ mm			
	16 mm	19 mm	22 mm	25 mm	16 mm	19 mm	22 mm	25 mm
$M_{t,nom}$	5 Nm							
$V_{R,k}$ [kN] for $t_{N,J} =$								
0,50	—	—	—	—	—	—	—	—
0,55	—	—	—	—	—	—	—	—
0,63	—	—	—	—	—	—	—	—
0,75	2,88	2,92	3,30	3,20	2,98	3,20	3,72	3,92
0,88	3,54	3,62	3,96	3,86	3,62	3,88	4,42	4,54
1,00	4,14	4,28	4,46	4,46	4,24	4,52	5,08	5,12
1,13	4,80	4,94	5,10	5,10	4,92	5,24	5,78	5,74
1,25	5,44	5,62	5,70	5,72	5,56	5,92	6,46	6,32
1,50	6,24	6,54	6,40	7,02	6,94	7,36	7,86	7,48
$N_{R,k}$ [kN] for $t_{N,J} =$								
0,50	—	—	—	—	—	—	—	—
0,55	—	—	—	—	—	—	—	—
0,63	—	—	—	—	—	—	—	—
0,75	3,34	3,66	3,76	3,64	3,52	4,16	4,52	4,64
0,88	3,96	4,36	4,38	4,28	3,98	4,74	5,04	5,24
1,00	4,54	4,98	4,96	4,86	4,40	5,24	5,50	5,76
1,13	5,16	5,64	5,64	5,48	4,86	5,76	5,96	6,32
1,25	5,80	6,28	6,28	6,14	5,38	6,24	6,40	6,80
1,50	6,54	7,16	7,16	7,46	6,54	7,38	7,54	7,80

- The thickness of the perforated sheets which are exposed to wind loads shall be at least 1,00 mm.
- For intermediate values of the washer diameter the characteristic values for the washer with the smaller diameter shall be used.

Fastening screws JA, JB, JT, JZ and JF

Annex 7

Fastening of perforated sheets

	<p>Materials</p> <p>Fastener: carbon steel case hardened and corrosion-resistant</p> <p>Washer: none</p> <p>Component I: S280GD to S350GD - EN 10346</p> <p>Component II: S235 - EN 10025-1 S280GD to S350GD - EN 10346</p>
	<p>Drilling capacity: see remark below</p>
	<p>Timber substructures:</p> <p>no performance determined</p>

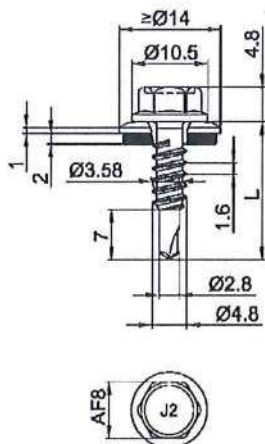
$t_{N,II}$ [mm]	0,63	0,75	0,88	1,00	1,13	1,25	1,50	2,00	
$M_{t,nom}$	JT2-4,2 x L : 4Nm						—		
	JT2-4,8 x L : 4 Nm			JT2-4,8 x L : 5 Nm					
$V_{R,k}$ [kN] for $t_{N,I} =$	0,50	—	—	—	—	—	—	—	
	0,55	—	—	—	—	—	—	—	
	0,63	1,50	1,90	1,90	1,90	1,90	1,90 ac	1,90 ac	
	0,75	1,50	1,90	2,00	2,00	2,00	2,00 ac	2,00 ac	
	0,88	1,50	1,90	2,30	2,30	2,30	2,30 a	2,30 a	
	1,00	1,50	1,90	2,30	2,60	2,60	2,60 a	2,60 a	
	1,13	1,50	1,90	2,30	2,80	2,90	2,90	2,90	
	1,25	1,50	1,90	2,30	2,80	2,90	3,20	3,20	
	1,50	1,50	1,90	2,30	2,80	2,90	3,20	3,70	
	1,75	1,50	1,90	2,30	2,80	2,90	3,20	3,70	
2,00	1,50	1,90	2,30	2,80	2,90	3,20	3,70		
$N_{R,k}$ [kN] for $t_{N,I} =$	0,50	—	—	—	—	—	—	—	
	0,55	—	—	—	—	—	—	—	
	0,63	0,50	0,70	1,00	1,30	1,40	1,40 ac	1,40 ac	
	0,75	0,50	0,70	1,00	1,30	1,50	1,50 ac	1,50 ac	
	0,88	0,50	0,70	1,00	1,30	1,50	1,60 a	1,60 a	
	1,00	0,50	0,70	1,00	1,30	1,50	1,70	1,80 a	
	1,13	0,50	0,70	1,00	1,30	1,50	1,70	1,90	
	1,25	0,50	0,70	1,00	1,30	1,50	1,70	2,00	
	1,50	0,50	0,70	1,00	1,30	1,50	1,70	2,20	
	1,75	0,50	0,70	1,00	1,30	1,50	1,70	2,20	
2,00	0,50	0,70	1,00	1,30	1,50	1,70	2,20		

- Grey highlighted values only for the fastener JT2-4,8 x L
- JT2-2-4,2 x L: drilling capacity $\Sigma t_i \leq 2,5$ mm
- JT2-3-4,8 x L: drilling capacity $\Sigma t_i \leq 4,0$ mm

Fastening screws JA, JB, JT, JZ and JF

Self-drilling screw JT2-2-4,2xL, JT2-3-4,8xL
with hexagon head or round head

Annex 8



Materials:

Fastener: carbon steel
case hardened and corrosion-resistant

Washer: carbon steel, corrosion-resistant
with vulcanised EPDM seal
stainless steel (A2) – EN ISO 3506
with vulcanised EPDM seal

Component I: S280GD to S350GD - EN 10346

Component II: S235 - EN 10025-1
S280GD to S350GD - EN 10346

Drilling capacity: $\Sigma t_i \leq 2,20$ mm

Timber substructures:

no performance determined

$t_{N,II}$ [mm]	0,40	0,50	0,55	0,63	0,75	0,88	1,00	1,13	1,25	1,50	1,75
$M_{t,nom}$	—										
$V_{R,k}$ [kN] for $t_{N,I} =$	0,40	0,71	0,71	0,71	0,71	0,71	0,71	0,71	0,71	0,71	0,71
	0,50	0,71	1,18	1,18	1,18	1,18	1,18	1,18	1,18	1,18	—
	0,55	0,71	1,18	1,42	1,42	1,42	1,42	1,42	1,42	1,42	—
	0,63	0,71	1,18	1,42	1,71	1,71	1,71	1,71	1,71	1,71	—
	0,75	0,71	1,18	1,42	1,71	2,14	2,14	2,14	2,14	—	—
	0,88	0,71	1,18	1,42	1,71	2,14	2,52	2,52	2,52	—	—
	1,00	0,71	1,18	1,42	1,71	2,14	2,52	2,86	—	—	—
	1,13	0,71	1,18	1,42	1,71	2,14	2,52	2,86	—	—	—
	1,25	0,71	1,18	1,42	1,71	2,14	2,52	—	—	—	—
	1,50	0,71	1,18	1,42	1,71	—	—	—	—	—	—
	1,75	0,71	—	—	—	—	—	—	—	—	—
$N_{R,k}$ [kN] for $t_{N,I} =$	0,40	0,42	0,62	0,72	0,88	1,08	1,08	1,08	1,08	1,08	1,08
	0,50	0,42	0,62	0,72	0,88	1,12	1,38	1,54	1,54	1,54	—
	0,55	0,42	0,62	0,72	0,88	1,12	1,38	1,62	1,62	1,62	—
	0,63	0,42	0,62	0,72	0,88	1,12	1,38	1,62	1,62	1,62	—
	0,75	0,42	0,62	0,72	0,88	1,12	1,38	1,62	1,62	—	—
	0,88	0,42	0,62	0,72	0,88	1,12	1,38	1,62	1,62	—	—
	1,00	0,42	0,62	0,72	0,88	1,12	1,38	1,62	—	—	—
	1,13	0,42	0,62	0,72	0,88	1,12	1,38	1,62	—	—	—
	1,25	0,42	0,62	0,72	0,88	1,12	1,38	—	—	—	—
	1,50	0,42	0,62	0,72	0,88	—	—	—	—	—	—
	1,75	0,42	—	—	—	—	—	—	—	—	—

– If both components I and II are made of S320GD or S350GD the values may be increased by 8,3%.

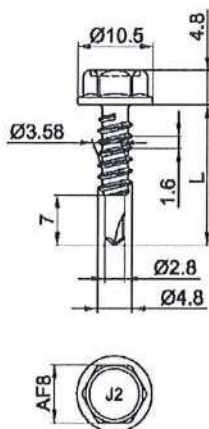
Fastening screws JA, JB, JT, JZ and JF

Self-drilling screw JT2-2H/3-4,8xL

with undercut, hexagon head and sealing washer $\geq \text{Ø}14$ mm

Annex 9

English translation prepared by DIBt



Materials:

Fastener: carbon steel
case hardened and corrosion-resistant

Washer: none

Component I: S280GD to S350GD - EN 10346

Component II: S235 - EN 10025-1
S280GD to S350GD - EN 10346

Drilling capacity: $\Sigma t_i \leq 2,20$ mm

Timber substructures:

no performance determined

$t_{N,II}$ [mm]	0,40	0,50	0,55	0,63	0,75	0,88	1,00	1,13	1,25	1,50	1,75
$M_{t,nom}$	—										
$V_{R,k}$ [kN] for $t_{N,I} =$	0,40	0,92	0,92	0,92	0,92	0,92	0,92	0,92	0,92	0,92	0,92
	0,50	0,92	1,42	1,42	1,42	1,42	1,42	1,42	1,42	1,42	—
	0,55	0,92	1,42	1,67	1,67	1,67	1,67	1,67	1,67	1,67	—
	0,63	0,92	1,42	1,67	1,87	1,87	1,87	1,87	1,87	1,87	—
	0,75	0,92	1,42	1,67	1,87	2,16	2,16	2,16	2,16	—	—
	0,88	0,92	1,42	1,67	1,87	2,16	2,75	2,75	2,75	—	—
	1,00	0,92	1,42	1,67	1,87	2,16	2,75	3,30	3,30	—	—
	1,13	0,92	1,42	1,67	1,87	2,16	2,75	3,30	—	—	—
	1,25	0,92	1,42	1,67	1,87	2,16	2,75	—	—	—	—
	1,50	0,92	1,42	1,67	1,87	—	—	—	—	—	—
	1,75	0,92	—	—	—	—	—	—	—	—	—
$N_{R,k}$ [kN] for $t_{N,I} =$	0,40	0,42	0,62	0,72	0,81	0,81	0,81	0,81	0,81	0,81	0,81
	0,50	0,42	0,62	0,72	0,88	1,12	1,27	1,27	1,27	1,27	—
	0,55	0,42	0,62	0,72	0,88	1,12	1,38	1,50	1,50	1,50	—
	0,63	0,42	0,62	0,72	0,88	1,12	1,38	1,50	1,50	1,50	—
	0,75	0,42	0,62	0,72	0,88	1,12	1,38	1,50	1,50	—	—
	0,88	0,42	0,62	0,72	0,88	1,12	1,38	1,50	1,50	—	—
	1,00	0,42	0,62	0,72	0,88	1,12	1,38	1,50	—	—	—
	1,13	0,42	0,62	0,72	0,88	1,12	1,38	1,50	—	—	—
	1,25	0,42	0,62	0,72	0,88	1,12	1,38	—	—	—	—
	1,50	0,42	0,62	0,72	0,88	—	—	—	—	—	—
	1,75	0,42	—	—	—	—	—	—	—	—	—

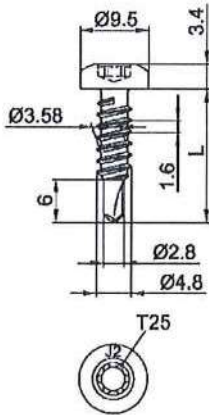
— If both components I and II are made of S320GD or S350GD the values may be increased by 8,3%.

Fastening screws JA, JB, JT, JZ and JF

Self-drilling screw JT2-2H-4,8xL

with undercut and hexagon head

Annex 10



Materials:

Fastener: carbon steel
case hardened and corrosion-resistant

Washer: none

Component I: S280GD to S350GD - EN 10346

Component II: S235 - EN 10025-1
S280GD to S350GD - EN 10346

Drilling capacity: $\Sigma t_i \leq 2,20$ mm

Timber substructures:

no performance determined

$t_{N,II}$ [mm]	0,40	0,50	0,55	0,63	0,75	0,88	1,00	1,13	1,25	1,50	1,75
$M_{I,nom}$	—										
$V_{R,k}$ [kN] for $t_{N,I} =$	0,40	0,69	0,69	0,69	0,69	0,69	0,69	0,69	0,69	0,69	0,69
	0,50	0,69	1,37	1,37	1,37	1,37	1,37	1,37	1,37	1,37	—
	0,55	0,69	1,37	1,70	1,70	1,70	1,70	1,70	1,70	1,70	—
	0,63	0,69	1,37	1,70	1,96	1,96	1,96	1,96	1,96	1,96	—
	0,75	0,69	1,37	1,70	1,96	2,35	2,35	2,35	2,35	—	—
	0,88	0,69	1,37	1,70	1,96	2,35	2,70	2,70	2,70	—	—
	1,00	0,69	1,37	1,70	1,96	2,35	2,70	3,02	3,02	—	—
	1,13	0,69	1,37	1,70	1,96	2,35	2,70	3,02	—	—	—
	1,25	0,69	1,37	1,70	1,96	2,35	2,70	—	—	—	—
	1,50	0,69	1,37	1,70	1,96	—	—	—	—	—	—
	1,75	0,69	—	—	—	—	—	—	—	—	—
$N_{R,k}$ [kN] for $t_{N,I} =$	0,40	0,42	0,62	0,72	0,85	0,85	0,85	0,85	0,85	0,85	0,85
	0,50	0,42	0,62	0,72	0,88	1,12	1,38	1,38	1,38	1,38	—
	0,55	0,42	0,62	0,72	0,88	1,12	1,38	1,62	1,62	1,62	—
	0,63	0,42	0,62	0,72	0,88	1,12	1,38	1,62	1,62	1,62	—
	0,75	0,42	0,62	0,72	0,88	1,12	1,38	1,62	1,62	1,62	—
	0,88	0,42	0,62	0,72	0,88	1,12	1,38	1,62	1,62	1,62	—
	1,00	0,42	0,62	0,72	0,88	1,12	1,38	1,62	1,62	—	—
	1,13	0,42	0,62	0,72	0,88	1,12	1,38	1,62	—	—	—
	1,25	0,42	0,62	0,72	0,88	1,12	1,38	—	—	—	—
	1,50	0,42	0,62	0,72	0,88	—	—	—	—	—	—
	1,75	0,42	—	—	—	—	—	—	—	—	—

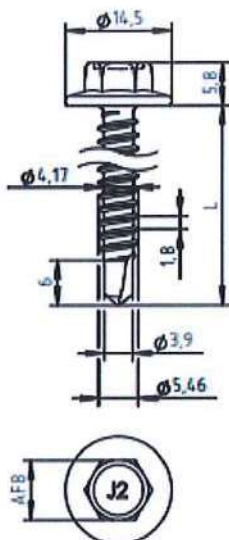
— If both components I and II are made of S320GD or S350GD the values may be increased by 8,3%.

Fastening screws JA, JB, JT, JZ and JF

Self-drilling screw JT2-T-2H-4,8xL

with undercut and round head

Annex 11



Materials:

Fastener: carbon steel
case hardened and corrosion-resistant

Washer: none

Component I: S280GD to S350GD - EN 10346

Component II: S235 to S275 - EN 10025-1
S280GD to S450GD - EN 10346
HX300LAD to HX460LAD - EN 10346

Drilling capacity: $\Sigma t \leq 3,50$ mm

Timber substructures:

no performance determined

$t_{N,II}$ [mm]	0,40	0,50	0,55	0,63	0,75	0,88	1,00	1,13	1,25	1,50	2,00	
$M_{t,nom}$	—											
$V_{R,k}$ [kN] for $t_{N,I} =$	0,50	0,66	0,95	1,02	1,13	1,3	1,48	1,65	1,83	1,91	1,91	1,91
	0,55	0,66	0,95	1,11	1,21	1,37	1,54	1,7	1,88	2,03	2,12	2,12
	0,63	0,66	0,95	1,11	1,38	1,52	1,68	1,83	1,99	2,13	2,43	2,45
	0,75	0,66	0,95	1,11	1,38	1,81	1,96	2,08	2,22	2,35	2,62	2,88
	0,88	0,66	0,95	1,11	1,38	1,81	2,34	2,45	2,57	2,68	2,91	3,14
	1,00	0,66	0,95	1,11	1,38	1,81	2,34	2,86	2,96	3,06	3,25	3,45
	1,13	0,66	0,95	1,11	1,38	1,81	2,34	2,86	3,46	3,54	3,7	3,87
	1,25	0,66	0,95	1,11	1,38	1,81	2,34	2,86	3,46	4,05	4,18	4,32
	1,50	0,66	0,95	1,11	1,38	1,81	2,34	2,86	3,46	4,05	5,36	5,44
	1,75	0,66	0,95	1,11	1,38	1,81	2,34	2,86	3,46	4,05	5,36	—
2,00	0,66	0,95	1,11	1,38	1,81	2,34	2,86	3,46	4,05	5,36	—	
$N_{R,k}$ [kN] for $t_{N,I} =$	0,50	0,30	0,41	0,47	0,56	0,73	1,06	1,16	1,16	1,16	1,16	1,16
	0,55	0,30	0,41	0,47	0,56	0,73	1,06	1,29	1,29	1,29	1,29	1,29
	0,63	0,30	0,41	0,47	0,56	0,73	1,06	1,40	1,49	1,49	1,49	1,49
	0,75	0,30	0,41	0,47	0,56	0,73	1,06	1,40	1,71	1,79	1,79	1,79
	0,88	0,30	0,41	0,47	0,56	0,73	1,06	1,40	1,71	1,99	2,12	2,12
	1,00	0,30	0,41	0,47	0,56	0,73	1,06	1,40	1,71	1,99	2,42	2,42
	1,13	0,30	0,41	0,47	0,56	0,73	1,06	1,40	1,71	1,99	2,59	2,59
	1,25	0,30	0,41	0,47	0,56	0,73	1,06	1,40	1,71	1,99	2,59	2,59
	1,50	0,30	0,41	0,47	0,56	0,73	1,06	1,40	1,71	1,99	2,59	2,59
	1,75	0,30	0,41	0,47	0,56	0,73	1,06	1,40	1,71	1,99	2,59	—
2,00	0,30	0,41	0,47	0,56	0,73	1,06	1,40	1,71	1,99	2,59	—	

— If both component I is made of S320GD or S350GD and component II is made of S320GD to S450GD respectively HX340LAD to HX460LAD the values may be increased by 8,3%.

Fastening screws JA, JB, JT, JZ and JF

Self-drilling screw JT2-2-Plus-5,5xL
with hexagon head

Annex 13

	<p>Materials:</p> <p>Fastener: carbon steel case hardened and corrosion-resistant</p> <p>Washer: carbon steel, corrosion-resistant, stainless steel (A2) – EN ISO 3506 with vulcanised EPDM seal</p> <p>Component I: S280GD to S350GD - EN 10346</p> <p>Component II: S235 to S275 - EN 10025-1 S280GD to S450GD - EN 10346 HX300LAD to HX460LAD - EN 10346</p>
	<p>Drilling capacity: $\Sigma t \leq 3,50$ mm</p>
	<p>Timber substructures: no performance determined</p>

$t_{N,II}$ [mm]	0,40	0,50	0,55	0,63	0,75	0,88	1,00	1,13	1,25	1,50	2,00
$M_{t,nom}$	1 Nm			2 Nm			2,5 Nm				
$V_{R,k}$ [kN] for $t_{N,I} =$	0,50	0,56	0,60	0,64	0,68	0,83	0,98	1,13	1,13	1,13	1,13
	0,55	0,58	0,67	0,73	0,78	0,94	1,09	1,25	1,25	1,25	1,25
	0,63	0,60	0,71	0,82	0,87	1,04	1,21	1,38	1,38	1,38	1,38
	0,75	0,62	0,74	0,86	0,97	1,15	1,33	1,51	1,51	1,51	1,51
	0,88	0,62	0,74	0,86	1,02	1,42	2,04	2,67	2,67	2,67	2,67
	1,00	0,62	0,74	0,86	1,06	1,56	2,15	2,77	2,77	2,77	2,77
	1,13	0,62	0,74	0,86	1,11	1,70	2,28	2,87	3,22	3,57	3,92
	1,25	0,62	0,74	0,86	1,11	1,70	2,28	2,87	3,22	3,57	3,92
	1,50	0,62	0,74	0,86	1,11	1,70	2,28	2,87	3,22	3,57	3,92
	1,75	0,62	0,74	0,86	1,11	1,70	2,28	2,87	3,22	3,57	—
	2,00	0,62	0,74	0,86	1,11	1,70	2,28	2,87	3,22	3,57	—
$N_{R,k}$ [kN] for $t_{N,I} =$	0,50	0,30	0,41	0,47	0,56	0,73	1,06	1,21	1,21	1,21	1,21
	0,55	0,30	0,41	0,47	0,56	0,73	1,06	1,35	1,35	1,35	1,35
	0,63	0,30	0,41	0,47	0,56	0,73	1,06	1,40	1,56	1,56	1,56
	0,75	0,30	0,41	0,47	0,56	0,73	1,06	1,40	1,71	1,87	1,87
	0,88	0,30	0,41	0,47	0,56	0,73	1,06	1,40	1,71	1,99	2,22
	1,00	0,30	0,41	0,47	0,56	0,73	1,06	1,40	1,71	1,99	2,53
	1,13	0,30	0,41	0,47	0,56	0,73	1,06	1,40	1,71	1,99	2,59
	1,25	0,30	0,41	0,47	0,56	0,73	1,06	1,40	1,71	1,99	2,59
	1,50	0,30	0,41	0,47	0,56	0,73	1,06	1,40	1,71	1,99	2,59
	1,75	0,30	0,41	0,47	0,56	0,73	1,06	1,40	1,71	1,99	—
	2,00	0,30	0,41	0,47	0,56	0,73	1,06	1,40	1,71	1,99	—

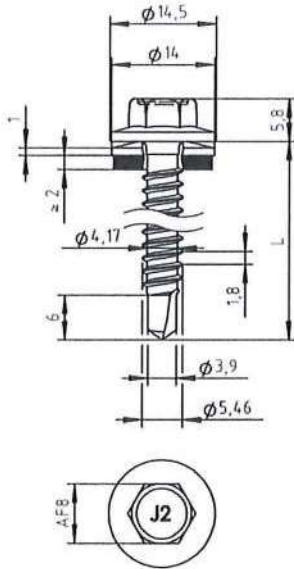
– If both component I is made of S320GD or S350GD and component II is made of S320GD to S450GD respectively HX340LAD to HX460LAD the values may be increased by 8,3%.

Fastening screws JA, JB, JT, JZ and JF

Self-drilling screw JT2-2H-Plus-5,5xL

with undercut, hexagon head and sealing washer $\geq \varnothing 11$ mm

Annex 14



Materials:

Fastener: carbon steel
case hardened and corrosion-resistant

Washer: carbon steel, corrosion-resistant,
stainless steel (A2) – EN ISO 3506
with vulcanised EPDM seal

Component I: S280GD to S350GD - EN 10346

Component II: S235 to S275 - EN 10025-1
S280GD to S450GD - EN 10346
HX300LAD to HX460LAD - EN 10346

Drilling capacity: $\Sigma t_i \leq 3,50$ mm

Timber substructures:

no performance determined

$t_{N,II}$ [mm]	0,40	0,50	0,55	0,63	0,75	0,88	1,00	1,13	1,25	1,50	2,00	
$M_{t,nom}$	1 Nm			2 Nm			2,5 Nm					
$V_{R,k}$ [kN] for $t_{N,I} =$	0,50	0,56	0,60	0,64	0,68	0,83	0,98	1,13	1,13	1,13	1,13	1,13
	0,55	0,58	0,67	0,73	0,78	0,94	1,09	1,25	1,25	1,25	1,25	1,25
	0,63	0,60	0,71	0,82	0,87	1,04	1,21	1,38	1,38	1,38	1,38	1,38
	0,75	0,62	0,74	0,86	0,97	1,15	1,33	1,51	1,51	1,51	1,51	1,51
	0,88	0,62	0,74	0,86	1,02	1,42	2,04	2,67	2,67	2,67	2,67	2,67
	1,00	0,62	0,74	0,86	1,06	1,56	2,15	2,77	2,77	2,77	2,77	2,77
	1,13	0,62	0,74	0,86	1,11	1,70	2,28	2,87	3,22	3,57	3,92	3,92
	1,25	0,62	0,74	0,86	1,11	1,70	2,28	2,87	3,22	3,57	3,92	3,92
	1,50	0,62	0,74	0,86	1,11	1,70	2,28	2,87	3,22	3,57	3,92	3,92
	1,75	0,62	0,74	0,86	1,11	1,70	2,28	2,87	3,22	3,57	3,92	—
	2,00	0,62	0,74	0,86	1,11	1,70	2,28	2,87	3,22	3,57	3,92	—
$N_{R,k}$ [kN] for $t_{N,I} =$	0,50	0,30	0,41	0,47	0,56	0,73	1,06	1,40	1,55	1,55	1,55	1,55
	0,55	0,30	0,41	0,47	0,56	0,73	1,06	1,40	1,71	1,71	1,71	1,71
	0,63	0,30	0,41	0,47	0,56	0,73	1,06	1,40	1,71	1,98	1,98	1,98
	0,75	0,30	0,41	0,47	0,56	0,73	1,06	1,40	1,71	1,99	2,39	2,39
	0,88	0,30	0,41	0,47	0,56	0,73	1,06	1,40	1,71	1,99	2,59	2,59
	1,00	0,30	0,41	0,47	0,56	0,73	1,06	1,40	1,71	1,99	2,59	2,59
	1,13	0,30	0,41	0,47	0,56	0,73	1,06	1,40	1,71	1,99	2,59	2,59
	1,25	0,30	0,41	0,47	0,56	0,73	1,06	1,40	1,71	1,99	2,59	2,59
	1,50	0,30	0,41	0,47	0,56	0,73	1,06	1,40	1,71	1,99	2,59	2,59
	1,75	0,30	0,41	0,47	0,56	0,73	1,06	1,40	1,71	1,99	2,59	—
	2,00	0,30	0,41	0,47	0,56	0,73	1,06	1,40	1,71	1,99	2,59	—

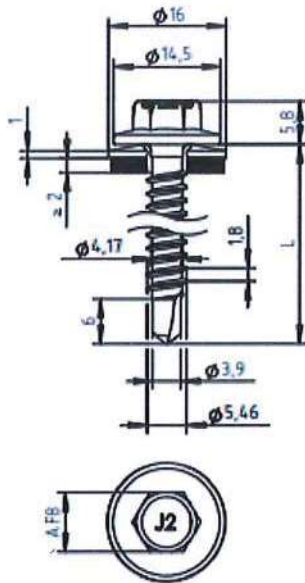
– If both component I is made of S320GD or S350GD and component II is made of S320GD to S450GD respectively HX340LAD to HX460LAD the values may be increased by 8,3%.

Fastening screws JA, JB, JT, JZ and JF

Annex 15

Self-drilling screw JT2-2H-Plus-5,5xL

with undercut, hexagon head and sealing washer $\geq \varnothing 14$ mm



Materials:

Fastener: carbon steel
case hardened and corrosion-resistant

Washer: carbon steel, corrosion-resistant,
stainless steel (A2) – EN ISO 3506
with vulcanised EPDM seal

Component I: S280GD to S350GD - EN 10346

Component II: S235 to S275 - EN 10025-1
S280GD to S450GD - EN 10346
HX300LAD to HX460LAD - EN 10346

Drilling capacity: $\Sigma t_i \leq 3,50$ mm

Timber substructures:

no performance determined

$t_{N,II}$ [mm]	0,40	0,50	0,55	0,63	0,75	0,88	1,00	1,13	1,25	1,50	2,00	
$M_{t,nom}$	1 Nm			2 Nm			2,5 Nm					
$V_{R,k}$ [kN] for $t_{N,I} =$	0,50	0,56	0,60	0,64	0,68	0,83	0,98	1,13	1,13	1,13	1,13	1,13
	0,55	0,58	0,67	0,73	0,78	0,94	1,09	1,25	1,25	1,25	1,25	1,25
	0,63	0,60	0,71	0,82	0,87	1,04	1,21	1,38	1,38	1,38	1,38	1,38
	0,75	0,62	0,74	0,86	0,97	1,15	1,33	1,51	1,51	1,51	1,51	1,51
	0,88	0,62	0,74	0,86	1,02	1,42	2,04	2,67	2,67	2,67	2,67	2,67
	1,00	0,62	0,74	0,86	1,06	1,56	2,15	2,77	2,77	2,77	2,77	2,77
	1,13	0,62	0,74	0,86	1,11	1,70	2,28	2,87	3,22	3,57	3,92	3,92
	1,25	0,62	0,74	0,86	1,11	1,70	2,28	2,87	3,22	3,57	3,92	3,92
	1,50	0,62	0,74	0,86	1,11	1,70	2,28	2,87	3,22	3,57	3,92	3,92
	1,75	0,62	0,74	0,86	1,11	1,70	2,28	2,87	3,22	3,57	3,92	—
	2,00	0,62	0,74	0,86	1,11	1,70	2,28	2,87	3,22	3,57	3,92	—
$N_{R,k}$ [kN] for $t_{N,I} =$	0,50	0,30	0,41	0,47	0,56	0,73	1,06	1,40	1,65	1,65	1,65	1,65
	0,55	0,30	0,41	0,47	0,56	0,73	1,06	1,40	1,71	1,83	1,83	1,83
	0,63	0,30	0,41	0,47	0,56	0,73	1,06	1,40	1,71	1,99	2,23	2,23
	0,75	0,30	0,41	0,47	0,56	0,73	1,06	1,40	1,71	1,99	2,59	2,59
	0,88	0,30	0,41	0,47	0,56	0,73	1,06	1,40	1,71	1,99	2,59	2,59
	1,00	0,30	0,41	0,47	0,56	0,73	1,06	1,40	1,71	1,99	2,59	2,59
	1,13	0,30	0,41	0,47	0,56	0,73	1,06	1,40	1,71	1,99	2,59	2,59
	1,25	0,30	0,41	0,47	0,56	0,73	1,06	1,40	1,71	1,99	2,59	2,59
	1,50	0,30	0,41	0,47	0,56	0,73	1,06	1,40	1,71	1,99	2,59	2,59
	1,75	0,30	0,41	0,47	0,56	0,73	1,06	1,40	1,71	1,99	2,59	—
	2,00	0,30	0,41	0,47	0,56	0,73	1,06	1,40	1,71	1,99	2,59	—

– If both component I is made of S320GD or S350GD and component II is made of S320GD to S450GD respectively HX340LAD to HX460LAD the values may be increased by 8,3%.

Fastening screws JA, JB, JT, JZ and JF

Self-drilling screw JT2-2H-Plus-5,5xL

with undercut, hexagon head and sealing washer $\geq \text{Ø}16$ mm

Annex 16

English translation prepared by DIBt

	<p>Materials:</p> <p>Fastener: carbon steel case hardened and corrosion-resistant</p> <p>Washer: carbon steel, corrosion-resistant, stainless steel (A2) – EN ISO 3506 with vulcanised EPDM seal</p> <p>Component I: S280GD, S320GD or S350GD - EN 10346</p> <p>Component II: S235 to S275 - EN 10025-1 S280GD to S450GD - EN 10346 HX300LAD to HX460LAD - EN 10346</p>
	<p>Drilling capacity: $\Sigma t \leq 3,50$ mm</p>
	<p>Timber substructures: no performance determined</p>

$t_{N,II}$ [mm]	0,40	0,50	0,55	0,63	0,75	0,88	1,00	1,13	1,25	1,50	2,00
$M_{t,nom}$	1 Nm			2 Nm			2,5 Nm				
$V_{R,k}$ [kN] for $t_{N,I} =$	0,50	0,56	0,60	0,64	0,68	0,83	0,98	1,13	1,13	1,13	1,13
	0,55	0,58	0,67	0,73	0,78	0,94	1,09	1,25	1,25	1,25	1,25
	0,63	0,60	0,71	0,82	0,87	1,04	1,21	1,38	1,38	1,38	1,38
	0,75	0,62	0,74	0,86	0,97	1,15	1,33	1,51	1,51	1,51	1,51
	0,88	0,62	0,74	0,86	1,02	1,42	2,04	2,67	2,67	2,67	2,67
	1,00	0,62	0,74	0,86	1,06	1,56	2,15	2,77	2,77	2,77	2,77
	1,13	0,62	0,74	0,86	1,11	1,70	2,28	2,87	3,22	3,57	3,92
	1,25	0,62	0,74	0,86	1,11	1,70	2,28	2,87	3,22	3,57	3,92
	1,50	0,62	0,74	0,86	1,11	1,70	2,28	2,87	3,22	3,57	3,92
	1,75	0,62	0,74	0,86	1,11	1,70	2,28	2,87	3,22	3,57	—
	2,00	0,62	0,74	0,86	1,11	1,70	2,28	2,87	3,22	3,57	—
$N_{R,k}$ [kN] for $t_{N,I} =$	0,50	0,30	0,41	0,47	0,56	0,73	1,06	1,40	1,71	1,99	2,10
	0,55	0,30	0,41	0,47	0,56	0,73	1,06	1,40	1,71	1,99	2,33
	0,63	0,30	0,41	0,47	0,56	0,73	1,06	1,40	1,71	1,99	2,59
	0,75	0,30	0,41	0,47	0,56	0,73	1,06	1,40	1,71	1,99	2,59
	0,88	0,30	0,41	0,47	0,56	0,73	1,06	1,40	1,71	1,99	2,59
	1,00	0,30	0,41	0,47	0,56	0,73	1,06	1,40	1,71	1,99	2,59
	1,13	0,30	0,41	0,47	0,56	0,73	1,06	1,40	1,71	1,99	2,59
	1,25	0,30	0,41	0,47	0,56	0,73	1,06	1,40	1,71	1,99	2,59
	1,50	0,30	0,41	0,47	0,56	0,73	1,06	1,40	1,71	1,99	2,59
	1,75	0,30	0,41	0,47	0,56	0,73	1,06	1,40	1,71	1,99	—
	2,00	0,30	0,41	0,47	0,56	0,73	1,06	1,40	1,71	1,99	—

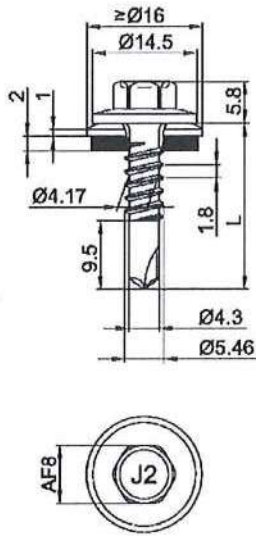
- If both component I is made of S320GD or S350GD and component II is made of S320GD to S450GD respectively HX340LAD to HX460LAD the values may be increased by 8,3%.

Fastening screws JA, JB, JT, JZ and JF

Self-drilling screw JT2-2H-Plus-5,5xL

with undercut, hexagon head and sealing washer $\geq \text{Ø}19$ mm

Annex 17



Materials:

Fastener: carbon steel
case hardened and corrosion-resistant

Washer: carbon steel, corrosion-resistant,
stainless steel (A2) – EN ISO 3506
with vulcanised EPDM seal

Component I: S280GD to S350GD - EN 10346

Component II: S235 - EN 10025-1
S280GD to S350GD - EN 10346

Drilling capacity: $\Sigma t \leq 3,50$ mm

Timber substructures:

no performance determined

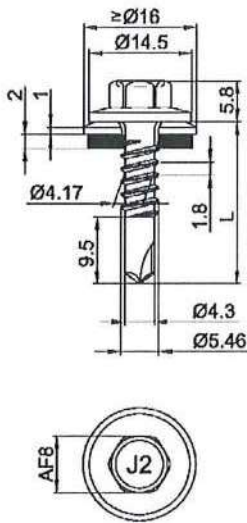
$t_{N,II}$ [mm]	1,00	1,13	1,25	1,50	2,00	2,50	3,00
$M_{t,nom}$	5 Nm						
$V_{R,k}$ [kN] for $t_{N,I} =$	0,50	—	—	—	—	—	—
	0,55	—	—	—	—	—	—
	0,63	1,40	1,50	1,00	1,00	1,00	1,00 ac
	0,75	1,80	1,90	2,00	2,00	2,00	2,00
	0,88	2,20	2,30	2,00	2,00	2,00	2,00
	1,00	2,60	2,80	2,00	2,00	2,00	2,00
	1,13	3,00	3,10	2,00	2,00	2,00	—
	1,25	3,50	3,70	2,00	2,00	2,00	—
	1,50	4,30	4,60	2,00	2,00	—	—
	1,75	4,30	4,60	—	—	—	—
	2,00	4,30	4,60	—	—	—	—
$N_{R,k}$ [kN] for $t_{N,I} =$	0,50	0,70	0,81	0,97 ac	1,24 ac	1,62 ac	1,62 ac
	0,55	0,89	1,02	1,23 ac	1,57 ac	2,05 ac	2,05 ac
	0,63	1,30	1,50	1,80 ac	2,30 ac	3,00 ac	3,00 ac
	0,75	1,30	1,50	1,80 ac	2,30 ac	3,40 ac	4,00 a
	0,88	1,30	1,50	1,80	2,30	3,40	4,60 a
	1,00	1,30	1,50	1,80	2,30	3,40	4,60 a
	1,13	1,30	1,50	1,80	2,30	3,40	—
	1,25	1,30	1,50	1,80	2,30	3,40	—
	1,50	1,30	1,50	1,80	2,30	3,40	—
	1,75	1,30	1,50	1,80	2,30	—	—
	2,00	1,30	1,50	1,80	2,30	—	—

Fastening screws JA, JB, JT, JZ and JF

Self-drilling screw JT2-3H-5,5xL

with undercut, hexagon head and sealing washer $\geq \varnothing 16$ mm

Annex 18



Materials:

Fastener: carbon steel
case hardened and corrosion-resistant

Washer: carbon steel, corrosion-resistant,
stainless steel (A2) – EN ISO 3506
with vulcanised EPDM seal

Component I: S280GD to S350GD - EN 10346

Component II: S280GD to S350GD - EN 10346

Drilling capacity: $\Sigma t_i \leq 3,50$ mm

Timber substructures:

no performance determined

$t_{N,II}$ [mm]	2 x 0,75	2 x 0,88	2 x 1,00	2 x 1,13	2 x 1,25	2 x 1,50
$M_{t,nom}$	5 Nm					
$V_{R,k}$ [kN] for $t_{N,I} =$						
0,50	—	—	—	—	—	—
0,55	—	—	—	—	—	—
0,63	1,60	1,60	1,60	1,60	1,60	—
0,75	1,90	1,90	1,90	1,90	1,90	—
0,88	2,20	2,20	2,20	2,20	2,20	—
1,00	2,60	2,60	2,60	2,60	2,60	—
1,13	2,60	2,60	2,60	2,60	—	—
1,25	2,60	2,60	2,60	2,60	—	—
1,50	2,60	2,60	2,60	—	—	—
1,75	2,60	—	—	—	—	—
2,00	2,60	—	—	—	—	—
$N_{R,k}$ [kN] for $t_{N,I} =$						
0,50	0,97	1,24	1,51	1,62	1,62	1,62
0,55	1,23	1,57	1,91	2,05	2,05	—
0,63	1,80	2,30	2,80	3,00	3,00	—
0,75	1,80	2,30	2,80	3,30	3,80	—
0,88	1,80	2,30	2,80	3,30	3,80	—
1,00	1,80	2,30	2,80	3,30	3,80	—
1,13	1,80	2,30	2,80	3,30	—	—
1,25	1,80	2,30	2,80	3,30	—	—
1,50	1,80	2,30	2,80	—	—	—
1,75	1,80	—	—	—	—	—
2,00	1,80	—	—	—	—	—

Fastening screws JA, JB, JT, JZ and JF

Self-drilling screw JT2-3H-5,5xL

with undercut, hexagon head and sealing washer $\geq \varnothing 16$ mm

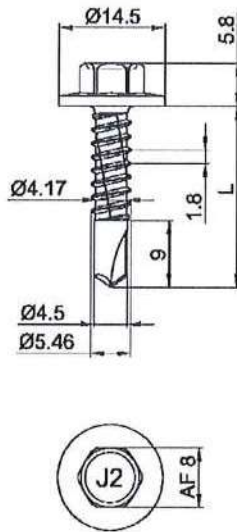
Annex 19

English translation prepared by DIBt

	<p><u>Materials:</u></p> <p>Fastener: carbon steel case hardened and corrosion-resistant</p> <p>Washer: carbon steel, corrosion-resistant, stainless steel (A2) – EN ISO 3506 with vulcanised EPDM seal</p> <p>Component I: S280GD, S320GD or S350GD - EN 10346</p> <p>Component II: S235 - EN 10025-1 S280GD to S350GD - EN 10346</p>
	<p>Drilling capacity: $\Sigma t_i \leq 3,50$ mm</p>
	<p><u>Timber substructures</u></p> <p>no performance determined</p>

$t_{N,II}$ [mm]	1,00	1,13	1,25	1,50	2,00	2,50	3,00
$M_{t,nom}$	7 Nm						
$V_{R,k}$ [kN] for $t_{N,I} =$	0,50	—	—	—	—	—	—
	0,55	—	—	—	—	—	—
	0,63	1,40	1,40	1,70	2,00	2,50 ac	2,70 ac
	0,75	1,80	1,80	2,20	2,40	3,00 ac	3,50 a
	0,88	2,20	2,20	2,60	2,90	3,40	4,10 a
	1,00	2,60	2,60	3,00	3,40	4,20	4,60 a
	1,13	3,00	3,00	3,20	4,00	4,60	—
	1,25	3,50	3,50	3,90	4,40	5,20	—
	1,50	4,30	4,30	4,90	5,50	6,00	—
	1,75	4,30	4,30	4,90	5,50	—	—
2,00	4,30	4,30	4,90	5,50	—	—	
$N_{R,k}$ [kN] for $t_{N,I} =$	0,50	0,70	0,70	0,97	1,24	1,62 ac	1,62 ac
	0,55	0,89	0,89	1,23	1,57	2,05 ac	2,05 ac
	0,63	1,30	1,30	1,80	2,30	3,00 ac	3,00 ac
	0,75	1,30	1,30	1,80	2,30	3,40 ac	4,20 a
	0,88	1,30	1,30	1,80	2,30	3,40	4,60 a
	1,00	1,30	1,30	1,80	2,30	3,40	4,60 a
	1,13	1,30	1,30	1,80	2,30	3,40	—
	1,25	1,30	1,30	1,80	2,30	3,40	—
	1,50	1,30	1,30	1,80	2,30	3,40	—
	1,75	1,30	1,30	1,80	2,30	—	—
2,00	1,30	1,30	1,80	2,30	—	—	

Fastening screws JA, JB, JT, JZ and JF	Annex 21
Self-drilling screw JT2-3-5,5xL with hexagon head and sealing washer $\geq \text{Ø}16$ mm	



Materials:

Fastener: carbon steel
case hardened and corrosion-resistant

Washer: none

Component I: S280GD to S350GD - EN 10346

Component II: S235 to S355 - EN 10025-1
S280GD to S450GD - EN 10346
HX300LAD to HX460LAD - EN 10346

Drilling capacity: $\Sigma t \leq 6,00$ mm

Timber substructures

no performance determined

$t_{N,II}$ [mm]	1,50	2,00	2,50	3,00	4,00	5,00
$M_{t,nom}$	7 Nm					
$V_{R,k}$ [kN] for $t_{N,I} =$	0,50	—	—	—	—	—
	0,55	—	—	—	—	—
	0,63	2,60 ac	2,80 ac	2,80 ac	2,80 abcd	3,80 abcd
	0,75	3,00 —	3,50 ac	3,50 ac	3,50 ac	4,60 ac
	0,88	3,40 —	4,20 —	4,20 ac	4,20 ac	5,30 ac
	1,00	3,80 —	4,50 —	4,50 ac	4,50 ac	6,00 ac
	1,13	4,20 —	4,90 —	4,90 —	4,90 ac	6,70 ac
	1,25	4,60 —	5,30 —	5,30 —	5,30 ac	7,30 ac
	1,50	5,30 —	6,00 —	6,00 —	6,00 —	8,10 —
	1,75	5,30 —	6,00 —	6,00 —	6,00 —	8,10 —
2,00	5,30 —	6,00 —	6,00 —	6,00 —	8,10 —	
$N_{R,k}$ [kN] for $t_{N,I} =$	0,50	—	—	—	—	—
	0,55	—	—	—	—	—
	0,63	1,60 ac	2,20 ac	2,20 ac	2,20 abcd	2,20 abcd
	0,75	1,60 —	2,50 ac	2,90 ac	2,90 ac	2,90 ac
	0,88	1,60 —	2,50 —	3,60 ac	3,60 ac	3,80 ac
	1,00	1,60 —	2,50 —	3,60 ac	4,70 ac	4,70 ac
	1,13	1,60 —	2,50 —	3,60 —	4,80 ac	5,70 ac
	1,25	1,60 —	2,50 —	3,60 —	4,80 ac	6,80 ac
	1,50	1,60 —	2,50 —	3,60 —	4,80 —	6,80 —
	1,75	1,60 —	2,50 —	3,60 —	4,80 —	6,80 —
2,00	1,60 —	2,50 —	3,60 —	4,80 —	6,80 —	

Fastening screws JA, JB, JT, JZ and JF

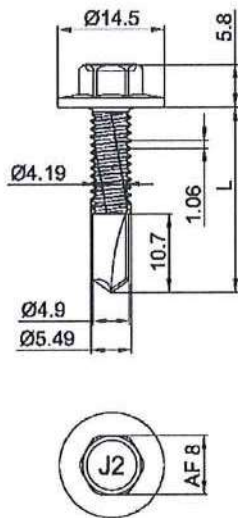
Self-drilling screw JT2-6-5,5xL
with hexagon head

Annex 22

	<p>Materials:</p> <p>Fastener: carbon steel case hardened and corrosion-resistant</p> <p>Washer: carbon steel, corrosion-resistant, stainless steel (A2) – EN ISO 3506 with vulcanised EPDM seal</p> <p>Component I: S280GD to S350GD - EN 10346</p> <p>Component II: S235 to S355 - EN 10025-1 S280GD to S450GD - EN 10346 HX300LAD to HX460LAD - EN 10346</p>
	<p>Drilling capacity: $\Sigma t_i \leq 6,00$ mm</p>
<p>Timber substructures: no performance determined</p>	

$t_{N,II}$ [mm]	1,50	2,00	2,50	3,00	4,00	5,00
$M_{t,nom}$	7 Nm					
$V_{R,k}$ [kN] for $t_{N,I} =$	0,50	—	—	—	—	—
	0,55	—	—	—	—	—
	0,63	2,40 ac	2,80 ac	2,80 ac	2,80 abcd	3,80 abcd
	0,75	2,70 —	3,50 ac	3,50 ac	3,50 ac	4,60 ac
	0,88	3,10 —	4,20 —	4,20 ac	4,20 ac	5,30 ac
	1,00	3,40 —	4,50 —	4,50 ac	4,50 ac	6,00 ac
	1,13	3,80 —	4,90 —	4,90 —	4,90 ac	6,70 ac
	1,25	4,10 —	5,30 —	5,30 —	5,30 ac	7,30 ac
	1,50	5,00 —	6,00 —	6,00 —	6,00 —	8,10 —
	1,75	5,00 —	6,00 —	6,00 —	6,00 —	8,10 —
2,00	5,00 —	6,00 —	6,00 —	6,00 —	8,10 —	
$N_{R,k}$ [kN] for $t_{N,I} =$	0,50	0,86 ac	1,35 ac	1,62 ac	1,62 abcd	1,62 abcd
	0,55	1,09 ac	1,71 ac	2,05 ac	2,05 abcd	2,05 abcd
	0,63	1,60 ac	2,50 ac	3,00 ac	3,00 abcd	3,00 abcd
	0,75	1,60 —	2,50 ac	3,60 ac	4,10 ac	4,10 ac
	0,88	1,60 —	2,50 —	3,60 ac	4,70 ac	5,00 ac
	1,00	1,60 —	2,50 —	3,60 ac	4,70 ac	5,80 ac
	1,13	1,60 —	2,50 —	3,60 —	4,70 —	5,80 ac
	1,25	1,60 —	2,50 —	3,60 —	4,70 —	5,80 ac
	1,50	1,60 —	2,50 —	3,60 —	4,70 —	5,80 —
	1,75	1,60 —	2,50 —	3,60 —	4,70 —	5,80 —
2,00	1,60 —	2,50 —	3,60 —	4,70 —	5,80 —	

<p>Fastening screws JA, JB, JT, JZ and JF</p>	<p>Annex 23</p>
<p>Self-drilling screw JT2-6-5,5xL with hexagon head and sealing washer $\geq \varnothing 16$ mm</p>	



Materials:

Fastener: carbon steel
case hardened and corrosion-resistant

Washer: none

Component I: S280GD to S350GD - EN 10346

Component II: S235 to S355 - EN 10025-1

Drilling capacity: $\Sigma t_i \leq 9,50$ mm

Timber substructures:

no performance determined

$t_{N,II}$ [mm]	4,00	5,00	6,00	8,00
$M_{t,nom}$	7 Nm			
$V_{R,k}$ [kN] for $t_{N,I} =$				
0,50	—	—	—	—
0,55	—	—	—	—
0,63	3,80 abcd	3,80 ac	3,80 ac	3,80 ac
0,75	4,60 ac	4,60 ac	4,60 ac	4,60 ac
0,88	5,30 ac	5,30 ac	5,30 ac	5,30 a
1,00	6,00 ac	6,00 ac	6,00 ac	6,00 a
1,13	6,70 ac	6,70 ac	6,70 ac	6,70 a
1,25	7,30 ac	7,30 ac	7,30 ac	7,30 —
1,50	8,10 —	8,10 —	8,10 —	8,10 —
1,75	8,10 —	8,10 —	8,10 —	—
2,00	8,10 —	8,10 —	8,10 —	—
$N_{R,k}$ [kN] for $t_{N,I} =$				
0,50	—	—	—	—
0,55	—	—	—	—
0,63	2,20 abcd	2,20 ac	2,20 ac	2,20 ac
0,75	2,90 ac	2,90 ac	2,90 ac	2,90 ac
0,88	3,80 ac	3,80 ac	3,80 ac	3,80 a
1,00	4,70 ac	4,70 ac	4,70 ac	4,70 a
1,13	5,70 ac	5,70 ac	5,70 ac	5,70 a
1,25	5,80 ac	6,30 ac	6,80 ac	6,80 —
1,50	5,80 —	6,30 —	6,80 —	6,80 —
1,75	5,80 —	6,30 —	6,80 —	—
2,00	5,80 —	6,30 —	6,80 —	—

Fastening screws JA, JB, JT, JZ and JF

Self-drilling screw JT2-8-5,5xL
with hexagon head

Annex 24

English translation prepared by DIBt

	<p><u>Materials:</u></p> <p>Fastener: carbon steel case hardened and corrosion-resistant</p> <p>Washer: carbon steel, corrosion-resistant with vulcanised EPDM seal stainless steel (A2) – EN ISO 3506 with vulcanised EPDM seal</p> <p>Component I: S280GD to S350GD - EN 10346 Component II: S235 to S355 - EN 10025-1</p>
	<p>Drilling capacity: $\Sigma t_i \leq 9,50$ mm</p>
	<p><u>Timber substructures:</u> no performance determined</p>

$t_{N,II}$ [mm]	4,00	5,00	6,00	8,00	
$M_{t,nom}$	7 Nm				
$V_{R,k}$ [kN] for $t_{N,I} =$	0,50	— —	— —	— —	
	0,55	— —	— —	— —	
	0,63	3,00 abcd	3,00 abcd	3,00 abcd	3,00 abcd
	0,75	3,70 ac	3,70 ac	3,70 ac	3,70 ac
	0,88	4,20 ac	4,20 ac	4,20 ac	4,20 a
	1,00	4,80 ac	4,80 ac	4,80 ac	4,80 a
	1,13	5,40 ac	5,40 ac	5,40 ac	5,40 a
	1,25	5,80 ac	5,80 ac	5,80 ac	5,80 —
	1,50	6,70 —	6,70 —	6,70 —	6,70 —
	1,75	6,70 —	6,70 —	6,70 —	— —
	2,00	6,70 —	6,70 —	6,70 —	— —
$N_{R,k}$ [kN] for $t_{N,I} =$	0,50	1,73 abcd	1,73 abcd	1,73 abcd	1,73 abcd
	0,55	2,18 abcd	2,18 abcd	2,18 abcd	2,18 abcd
	0,63	3,20 abcd	3,20 abcd	3,20 abcd	3,20 abcd
	0,75	4,10 ac	4,10 ac	4,10 ac	4,10 ac
	0,88	5,00 ac	5,00 ac	5,00 ac	5,00 a
	1,00	5,80 ac	5,80 ac	5,80 ac	5,80 a
	1,13	5,80 ac	6,80 ac	6,80 ac	6,80 a
	1,25	5,80 ac	6,80 ac	7,60 ac	7,60 a
	1,50	5,80 —	6,80 —	9,30 —	9,30 —
	1,75	5,80 —	6,80 —	9,30 —	— —
	2,00	5,80 —	6,80 —	9,30 —	— —

Fastening screws JA, JB, JT, JZ and JF	Annex 25
Self-drilling screw JT2-8-5,5xL with hexagon head and sealing washer $\geq \varnothing 16$ mm	

	<p>Materials:</p> <p>Fastener: carbon steel case hardened and corrosion-resistant</p> <p>Washer: none</p> <p>Component I: S280GD to S350GD - EN 10346</p> <p>Component II: S235 to S355 - EN 10025-1 S280GD to S350GD - EN 10346</p>
	<p>Drilling capacity: $\Sigma t_i \leq 6,50$ mm</p>
	<p>Timber substructures:</p> <p>no performance determined</p>

$t_{N,II}$ [mm]	2,00	2,50	3,00	4,00	5,00
$M_{t,nom}$	7 Nm				
$V_{R,k}$ [kN] for $t_{N,I} =$	0,50	— —	— —	— —	— —
	0,55	— —	— —	— —	— —
	0,63	2,40 abcd	2,40 abcd	2,40 abcd	2,40 abcd
	0,75	2,90 ac	3,10 ac	3,10 ac	3,10 ac
	0,88	3,50 ac	3,80 ac	3,80 ac	3,80 ac
	1,00	4,00 ac	4,60 ac	4,60 ac	4,60 ac
	1,13	4,60 ac	5,20 ac	5,20 ac	5,20 ac
	1,25	5,20 —	5,80 ac	5,80 ac	5,80 ac
	1,50	6,40 —	7,20 —	7,20 —	7,20 —
	1,75	6,40 —	7,20 —	7,20 —	7,20 —
	2,00	6,40 —	7,20 —	7,20 —	7,20 —
$N_{R,k}$ [kN] for $t_{N,I} =$	0,50	— —	— —	— —	— —
	0,55	— —	— —	— —	— —
	0,63	2,10 abcd	2,10 abcd	2,10 abcd	2,10 abcd
	0,75	2,80 ac	2,80 ac	2,80 ac	2,80 ac
	0,88	3,40 ac	3,60 ac	3,60 ac	3,60 ac
	1,00	3,40 ac	4,30 ac	4,30 ac	4,30 ac
	1,13	3,40 ac	4,70 ac	5,50 ac	5,50 ac
	1,25	3,40 —	4,70 ac	6,20 ac	6,60 ac
	1,50	3,40 —	4,70 —	6,20 —	8,70 —
	1,75	3,40 —	4,70 —	6,20 —	8,70 —
	2,00	3,40 —	4,70 —	6,20 —	8,70 —

Fastening screws JA, JB, JT, JZ and JF

Self-drilling screw JT2-6-6,3xL
with hexagon head

Annex 26

English translation prepared by DIBt

	<p>Materials:</p> <p>Fastener: carbon steel case hardened and corrosion-resistant</p> <p>Washer: carbon steel, corrosion-resistant, stainless steel (A2) – EN ISO 3506 with vulcanised EPDM seal</p> <p>Component I: S280GD to S350GD - EN 10346</p> <p>Component II: S235 to S355 - EN 10025-1 S280GD to S350GD - EN 10346</p>
	<p>Drilling capacity: $\Sigma t_i \leq 6,50$ mm</p>
	<p>Timber substructures: No performance determined</p>

$t_{N,II}$ [mm]	2,00	2,50	3,00	4,00	5,00	6,00
$M_{t,nom}$	7 Nm					—
$V_{R,k}$ [kN] for $t_{N,I} =$	0,50	—	—	—	—	—
	0,55	—	—	—	—	—
	0,63	2,40 abcd	2,40 abcd	2,40 abcd	2,40 abcd	2,40 ac
	0,75	2,90 ac	3,10 ac	3,10 ac	3,10 ac	3,10 ac
	0,88	3,50 ac	3,80 ac	3,80 ac	3,80 ac	3,80 a
	1,00	4,00 ac	4,60 ac	4,60 ac	4,60 ac	4,60 a
	1,13	4,60 ac	5,20 ac	5,20 ac	5,20 ac	5,20 a
	1,25	5,20 —	5,80 ac	5,80 ac	5,80 ac	5,80 a
	1,50	6,40 —	7,20 —	7,20 —	7,20 —	7,20 —
	1,75	6,40 —	7,20 —	7,20 —	7,20 —	—
2,00	6,40 —	7,20 —	7,20 —	7,20 —	—	
$N_{R,k}$ [kN] for $t_{N,I} =$	0,50	1,13 abcd	1,13 abcd	1,13 abcd	1,13 abcd	1,13 ac
	0,55	1,43 abcd	1,43 abcd	1,43 abcd	1,43 abcd	1,43 ac
	0,63	2,10 abcd	2,10 abcd	2,10 abcd	2,10 abcd	2,10 ac
	0,75	2,80 ac	2,80 ac	2,80 ac	2,80 ac	2,80 ac
	0,88	3,40 ac	3,60 ac	3,60 ac	3,60 ac	3,60 a
	1,00	3,40 ac	4,30 ac	4,30 ac	4,30 ac	4,30 a
	1,13	3,40 ac	4,70 ac	5,50 ac	5,50 ac	5,50 a
	1,25	3,40 —	4,70 ac	6,20 ac	6,60 ac	6,60 a
	1,50	3,40 —	4,70 —	6,20 —	8,70 —	8,70 —
	1,75	3,40 —	4,70 —	6,20 —	8,70 —	—
2,00	3,40 —	4,70 —	6,20 —	8,70 —	—	

<p>Fastening screws JA, JB, JT, JZ and JF</p>	<p>Annex 27</p>
<p>Self-drilling screw JT2-6-6,3xL with hexagon head and sealing washer $\geq \varnothing 16$ mm</p>	