

Product Information

A zinc plated (min 5µm), yellow passivated, torque controlled shield anchor. Suitable for use in non-cracked concrete range between C20/25 & C50/60, solid brickwork and solid concrete blocks

Features


All steel anchor
Medium to heavy duty loads
Torque controlled expansion




Range Data

Part Number	Thread Diam mm	Length Under Head mm	Hole Diam mm	Maximum Fixture Thickness mm	Fixture Clearance Hole mm	Embedment Depth mm	Minimum Hole Depth mm	Structure Thickness mm	Installation Torque Nm
ALB0610	6	55	12	5	7	45	50	100	6
ALB0625		70		15					
ALB0640		85		45					
ALB0810	8	60	14	5	9	50	55	100	14
ALB0825		75		20					
ALB0840		90		35					
ALB1010	10	70	16	8	12	60	65	120	27
ALB1025		85		18					
ALB1050		110		33					
ALB1075		135		43					
ALB1210	12	85	20	5	14	75	85	160	46
ALB1225		100		25					
ALB1240		115		45					
ALB1260		135		65					
ALB1615	16	135	25	10	18	110	125	200	110
ALB1630		150		30					
ALB1660		180		55					


Installation Instructions




Drill correct diameter hole to correct depth



Clean hole by brushing and blowing to remove all dust and drilling debris



Insert assembled anchor through fixture into concrete



Position fixture
Insert bolt
Tighten with torque wrench to recommended torque



Non-Cracked concrete

Performance Data (20/25 Concrete)

Thread Diam	Characteristic Resistance		Design Resistance		Recommended		Design Spacing	Design Edge Distance	
	mm	kN	kN		kN		mm	mm	
	Tensile	Shear	Tensile	Shear	Tensile	Shear	Tensile & Shear	Tensile	Shear
6	7.2	8.0	3.9	6.3	2.8	4.5	55	55	65
8	12.7	13.7	7.0	9.1	5.0	6.5	105	80	90
10	20.3	17.8	11.2	11.9	8.0	8.5	180	95	120
12	23.4	23.4	15.6	15.6	11.1	11.1	240	120	140
16	48.9	62.8	27.1	50.2	19.3	35.8	285	160	365

Shear Loads towards a free edge are for single anchors where Spacing $\geq 3 \times$ Edge Distance

For variations in structure thickness, reduced spacing and edge calculations download the free [Anchor Calculation Program](http://www.jcpfixings.co.uk) from www.jcpfixings.co.uk

Solid Brickwork

Performance Data (20 N/mm²)

Thread Diameter	Characteristic Resistance		Design Resistance		Recommended Resistance		Recommended Spacing	Recommended Edge Distance		Tightening Torque
	mm	kN	kN		kN		mm	mm		Nm
	Tensile	Shear	Tensile	Shear	Tensile	Shear	Tensile & Shear	Tensile	Shear	
6	5.2	3.6	2.5	1.7	1.8	1.2	55	55	65	5
8	6.7	7.4	3.2	3.5	2.3	2.5	105	80	90	12
10	8.4	11.4	4.0	5.4	2.9	3.8	180	95	120	22
12	12.6	13.6	6.0	6.4	4.3	4.6	Only 1 fixing per brick is recommended			38

Solid Concrete Blocks

Performance Data (7 N/mm²)

Outside Diameter	Characteristic Resistance		Design Resistance		Recommended Resistance		Recommended Spacing	Recommended Edge Distance		Tightening Torque
	mm	kN	kN		kN		mm	mm		Nm
	Tensile	Shear	Tensile	Shear	Tensile	Shear	Tensile & Shear	Tensile	Shear	
6	3.8	2.1	1.6	1.4	1.1	1.0	55	55	65	5
8	6.7	4.4	3.2	2.9	2.3	2.0	105	80	90	12
10	10.7	6.7	4.4	4.4	3.1	3.1	180	95	120	22
12	12.4	8.0	5.9	5.3	4.2	3.7	285	160	365	38

Due to the variable nature of bricks and concrete blocks these figures are for guidance only

JCP Construction Products, Unit 14 Teddington Business Park, Station Rd, Teddington, Middlesex TW11 9BQ

Tel:- 020 8943 1800

Web:- www.jcpfixings.co.uk